








N95 Weekly Snapshot – 04/24/2023

Item	PPE Supply Chain		Supply Chain Trend	Covid (+) Census
	Days Inventory On Hand (DIOH)*	Re-supply	Utilization Compared to Previous Week	On Hand (CSS Inventory Locations)
BYD DE2322 (74553)	Green	Yellow		1884 Boxes (20 per Box) Avg Issue Last 7 Days – 6 Box/Day
MMM 1860 (3154)	Green	Green		14471 Boxes (20 per Box) Avg Issue Last 7 Days – 5 Box/Day
MMM 1860S (8445)	Green	Green		4655 Boxes (20 per Box) Avg Issue Last 7 Days – 5 Box/Day
MMM 8210 (93837)	Green	Green		13143 Boxes (20 per Box) Avg Issue Last 5 Days – 1 Box/Day
MMM 8210Plus (94588)	Green	Green		No longer any stock available of this item. Will not be tracked in the future.
Non Conforming	Green	Green		Various UOMs Large Quantities

	Green	Yellow	Red
*DIOH	≥ 30 Days	29 – 15 Days	≤ 14 Days
Re-supply	<ul style="list-style-type: none"> We currently have at least a 30-day supply on hand. Allocated quantities were delivered last week. Current orders are expected to be delivered without quantity reductions. vendors confirmed. 	<ul style="list-style-type: none"> We currently have a 2-4 week supply on hand. May be on allocation with less than ordered quantities expected to be delivered. No alternative identified. 	<ul style="list-style-type: none"> Less than 2 week's inventory on hand. Allocation quantities on supplier/manufacture hold. No alternatives identified. No PO or deliver
**Covid (+) Census vs. Baseline (7/20)	< 10% increase	10-19% increase	≥ 20% from baseline

Supply Chain Trend	
	Higher
	Lower
	Steady





PPE & Census Weekly Snapshot – 04/24/23

Item	PPE Supply Chain		Supply Chain Trend	Covid (+) Census
	Days Inventory On Hand (DIOH)*	Re-supply	Utilization Compared to Previous Week	Percentage Increase over Baseline**
Masks N95	Green	Yellow	Down Arrow	Green
Masks (Surgical/Procedural)	Green	Green	Up Arrow	
Eyewear (Goggles/Glasses)	Green	Green	Up Arrow	
Face Shields	Green	Green	Up Arrow	
Gowns – Isolation	Green	Green	Up Arrow	
Gowns - Surgical	Green	Green	Up Arrow	
Gloves	Green	Yellow	Up Arrow	
Hand Soap	Green	Green	Steady	
Hand Sanitizer	Green	Green	Steady	
Surface Disinfectant	Green	Green	Up Arrow	




	Green	Yellow	Red
*DIOH	≥ 30 Days	29 – 15 Days	≤ 14 Days
Re-supply	<ul style="list-style-type: none"> We currently have at least a 30-day supply on hand. Allocated quantities were delivered las week. Current orders are expected to be delivered without quantity reductions. Alternative vendors confirmed. 	<ul style="list-style-type: none"> We currently have a 2-4 week supply on hand. May be on allocation with less than ordered quantities expected to be delivered. No alternative identified. 	<ul style="list-style-type: none"> Less than 2 week's inventory on hand. Allocation quantities on supplier/manufacturer hold. No alternatives identified. No PO or deliveries expected.
**Covid (+) Census vs. Baseline (7/20)	< 10% increase	10-19% increase	≥ 20% from baseline

Supply Chain Trend	
Up Arrow	Higher
Down Arrow	Lower
Steady	Steady

N95 Weekly Snapshot – 04/17/2023

Item		PPE Supply Chain		Supply Chain Trend	Covid (+) Census
		Days Inventory On Hand (DIOH)*	Re-supply	Utilization Compared to Previous Week	On Hand (CSS Inventory Locations)
BYD DE2322	(74553)				1924 Boxes (20 per Box) Avg Issue Last 7 Days – 9 Box/Day
MMM 1860	(3154)				14506 Boxes (20 per Box) Avg Issue Last 7 Days – 8 Box/Day
MMM 1860S	(8445)				4653 Boxes (20 per Box) Avg Issue Last 7 Days – 6 Box/Day
MMM 8210	(93837)				13147 Boxes (20 per Box) Avg Issue Last 5 Days – 3 Box/Day
MMM 8210Plus (94588)					No longer any stock available of this item. Will not be tracked in the future.
Non Conforming					Various UOMs Large Quantities

	Green	Yellow	Red
*DIOH	≥ 30 Days	29 – 15 Days	≤ 14 Days
Re-supply	<ul style="list-style-type: none"> We currently have at least a 30-day supply on hand. Allocated quantities were delivered last week. Current orders are expected to be delivered without quantity reductions. vendors confirmed. 	<ul style="list-style-type: none"> We currently have a 2-4 week supply on hand. May be on allocation with less than ordered quantities expected to be delivered. No alternative identified. 	<ul style="list-style-type: none"> Less than 2 week's inventory on hand. Allocation quantities on supplier/manufacture hold. No alternatives identified. No PO or deliver
**Covid (+) Census vs. Baseline (7/20)	< 10% increase	10-19% increase	≥ 20% from baseline

Supply Chain Trend	
	Higher
	Lower
	Steady





PPE & Census Weekly Snapshot – 04/17/23

Item	PPE Supply Chain		Supply Chain Trend	Covid (+) Census
	Days Inventory On Hand (DIOH)*	Re-supply	Utilization Compared to Previous Week	Percentage Increase over Baseline**
Masks N95	Green	Yellow	↑	Green
Masks (Surgical/Procedural)	Green	Green	↓	
Eyewear (Goggles/Glasses)	Green	Green	↑	
Face Shields	Green	Green	↑	
Gowns – Isolation	Green	Green	↑	
Gowns - Surgical	Green	Green	↑	
Gloves	Green	Yellow	↓	
Hand Soap	Green	Green	↔	
Hand Sanitizer	Green	Green	↔	
Surface Disinfectant	Green	Green	↓	




	Green	Yellow	Red
*DIOH	≥ 30 Days	29 – 15 Days	≤ 14 Days
Re-supply	<ul style="list-style-type: none"> We currently have at least a 30-day supply on hand. Allocated quantities were delivered las week. Current orders are expected to be delivered without quantity reductions. Alternative vendors confirmed. 	<ul style="list-style-type: none"> We currently have a 2-4 week supply on hand. May be on allocation with less than ordered quantities expected to be delivered. No alternative identified. 	<ul style="list-style-type: none"> Less than 2 week's inventory on hand. Allocation quantities on supplier/manufacturer hold. No alternatives identified. No PO or deliveries expected.
**Covid (+) Census vs. Baseline (7/20)	< 10% increase	10-19% increase	≥ 20% from baseline

Supply Chain Trend	
↑	Higher
↓	Lower
↔	Steady

N95 Weekly Snapshot – 04/10/2023

Item		PPE Supply Chain		Supply Chain Trend	Covid (+) Census
		Days Inventory On Hand (DIOH)*	Re-supply	Utilization Compared to Previous Week	On Hand (CSS Inventory Locations)
BYD DE2322	(74553)	 	 		1987 Boxes (20 per Box) Avg Issue Last 7 Days – 8 Box/Day
MMM 1860	(3154)	 	 		14536 Boxes (20 per Box) Avg Issue Last 7 Days – 8 Box/Day
MMM 1860S	(8445)	 	 		4647 Boxes (20 per Box) Avg Issue Last 7 Days – 2 Box/Day
MMM 8210	(93837)	 	 		13155 Boxes (20 per Box) Avg Issue Last 5 Days – 1 Box/Day
MMM 8210Plus	(94588)	 	 		No longer any stock available of this item. Will not be tracked in the future.
Non Conforming		 	 		Various UOMs Large Quantities

	Green	Yellow	Red
*DIOH	≥ 30 Days	29 – 15 Days	≤ 14 Days
Re-supply	<ul style="list-style-type: none"> We currently have at least a 30-day supply on hand. Allocated quantities were delivered last week. Current orders are expected to be delivered without quantity reductions. vendors confirmed. 	<ul style="list-style-type: none"> We currently have a 2-4 week supply on hand. May be on allocation with less than ordered quantities expected to be delivered. No alternative identified. 	<ul style="list-style-type: none"> Less than 2 week's inventory on hand. Allocation quantities on supplier/manufacture hold. No alternatives identified. No PO or deliver
**Covid (+) Census vs. Baseline (7/20)	< 10% increase	10-19% increase	≥ 20% from baseline

Supply Chain Trend	
	Higher
	Lower
	Steady





PPE & Census Weekly Snapshot – 04/10/23

Item	PPE Supply Chain		Supply Chain Trend	Covid (+) Census
	Days Inventory On Hand (DIOH)*	Re-supply	Utilization Compared to Previous Week	Percentage Increase over Baseline**
Masks N95	Green	Yellow	Down Arrow	Green
Masks (Surgical/Procedural)	Green	Green	Down Arrow	
Eyewear (Goggles/Glasses)	Green	Green	Down Arrow	
Face Shields	Green	Green	Up Arrow	
Gowns – Isolation	Green	Green	Down Arrow	
Gowns - Surgical	Green	Green	Down Arrow	
Gloves	Green	Yellow	Up Arrow	
Hand Soap	Green	Green	Steady	
Hand Sanitizer	Green	Green	Steady	
Surface Disinfectant	Green	Green	Up Arrow	




	Green	Yellow	Red
*DIOH	≥ 30 Days	29 – 15 Days	≤ 14 Days
Re-supply	<ul style="list-style-type: none"> We currently have at least a 30-day supply on hand. Allocated quantities were delivered las week. Current orders are expected to be delivered without quantity reductions. Alternative vendors confirmed. 	<ul style="list-style-type: none"> We currently have a 2-4 week supply on hand. May be on allocation with less than ordered quantities expected to be delivered. No alternative identified. 	<ul style="list-style-type: none"> Less than 2 week's inventory on hand. Allocation quantities on supplier/manufacturer hold. No alternatives identified. No PO or deliveries expected.
**Covid (+) Census vs. Baseline (7/20)	< 10% increase	10-19% increase	≥ 20% from baseline

Supply Chain Trend	
Up Arrow	Higher
Down Arrow	Lower
Steady	Steady

N95 Weekly Snapshot – 04/03/2023

Item		PPE Supply Chain		Supply Chain Trend	Covid (+) Census
		Days Inventory On Hand (DIOH)*	Re-supply	Utilization Compared to Previous Week	On Hand (CSS Inventory Locations)
BYD DE2322	(74553)	 	 		2041 Boxes (20 per Box) Avg Issue Last 7 Days – 10 Box/Day
MMM 1860	(3154)	 	 		14274 Boxes (20 per Box) Avg Issue Last 7 Days – 7 Box/Day
MMM 1860S	(8445)	 	 		4645 Boxes (20 per Box) Avg Issue Last 7 Days – 6 Box/Day
MMM 8210	(93837)	 	 		13157 Boxes (20 per Box) Avg Issue Last 5 Days – 1 Box/Day
MMM 8210Plus	(94588)	 	 		No longer any stock available of this item. Will not be tracked in the future.
Non Conforming		 	 		Various UOMs Large Quantities

	Green	Yellow	Red
*DIOH	≥ 30 Days	29 – 15 Days	≤ 14 Days
Re-supply	<ul style="list-style-type: none"> We currently have at least a 30-day supply on hand. Allocated quantities were delivered last week. Current orders are expected to be delivered without quantity reductions. vendors confirmed. 	<ul style="list-style-type: none"> We currently have a 2-4 week supply on hand. May be on allocation with less than ordered quantities expected to be delivered. No alternative identified. 	<ul style="list-style-type: none"> Less than 2 week's inventory on hand. Allocation quantities on supplier/manufacture hold. No alternatives identified. No PO or deliver
**Covid (+) Census vs. Baseline (7/20)	< 10% increase	10-19% increase	≥ 20% from baseline

Supply Chain Trend	
	Higher
	Lower
	Steady





PPE & Census Weekly Snapshot – 04/03/23

Item	PPE Supply Chain		Supply Chain Trend	Covid (+) Census
	Days Inventory On Hand (DIOH)*	Re-supply	Utilization Compared to Previous Week	Percentage Increase over Baseline**
Masks N95	Green	Yellow	Down Arrow	Green
Masks (Surgical/Procedural)	Green	Green	Steady Arrow	
Eyewear (Goggles/Glasses)	Green	Green	Up Arrow	
Face Shields	Green	Green	Down Arrow	
Gowns – Isolation	Green	Green	Up Arrow	
Gowns - Surgical	Green	Green	Up Arrow	
Gloves	Green	Yellow	Down Arrow	
Hand Soap	Green	Green	Steady Arrow	
Hand Sanitizer	Green	Green	Steady Arrow	
Surface Disinfectant	Green	Green	Down Arrow	




	Green	Yellow	Red
*DIOH	≥ 30 Days	29 – 15 Days	≤ 14 Days
Re-supply	<ul style="list-style-type: none"> We currently have at least a 30-day supply on hand. Allocated quantities were delivered las week. Current orders are expected to be delivered without quantity reductions. Alternative vendors confirmed. 	<ul style="list-style-type: none"> We currently have a 2-4 week supply on hand. May be on allocation with less than ordered quantities expected to be delivered. No alternative identified. 	<ul style="list-style-type: none"> Less than 2 week's inventory on hand. Allocation quantities on supplier/manufacturer hold. No alternatives identified. No PO or deliveries expected.
**Covid (+) Census vs. Baseline (7/20)	< 10% increase	10-19% increase	≥ 20% from baseline

Supply Chain Trend	
	Higher
	Lower
	Steady

N95 Weekly Snapshot – 03/27/2023

Item		PPE Supply Chain		Supply Chain Trend	Covid (+) Census
		Days Inventory On Hand (DIOH)*	Re-supply	Utilization Compared to Previous Week	On Hand (CSS Inventory Locations)
BYD DE2322	(74553)				1887 Boxes (20 per Box) Avg Issue Last 7 Days – 16 Box/Day
MMM 1860	(3154)				14318 Boxes (20 per Box) Avg Issue Last 7 Days – 12 Box/Day
MMM 1860S	(8445)				4671 Boxes (20 per Box) Avg Issue Last 7 Days – 11 Box/Day
MMM 8210	(93837)				13161 Boxes (20 per Box) Avg Issue Last 5 Days – 2 Box/Day
MMM 8210Plus (94588)					No longer any stock available of this item. Will not be tracked in the future.
Non Conforming					Various UOMs Large Quantities

	Green	Yellow	Red
*DIOH	≥ 30 Days	29 – 15 Days	≤ 14 Days
Re-supply	<ul style="list-style-type: none"> We currently have at least a 30-day supply on hand. Allocated quantities were delivered last week. Current orders are expected to be delivered without quantity reductions. vendors confirmed. 	<ul style="list-style-type: none"> We currently have a 2-4 week supply on hand. May be on allocation with less than ordered quantities expected to be delivered. No alternative identified. 	<ul style="list-style-type: none"> Less than 2 week's inventory on hand. Allocation quantities on supplier/manufacture hold. No alternatives identified. No PO or deliver
**Covid (+) Census vs. Baseline (7/20)	< 10% increase	10-19% increase	≥ 20% from baseline

Supply Chain Trend	
	Higher
	Lower
	Steady





PPE & Census Weekly Snapshot – 03/27/23

Item	PPE Supply Chain		Supply Chain Trend	Covid (+) Census
	Days Inventory On Hand (DIOH)*	Re-supply	Utilization Compared to Previous Week	Percentage Increase over Baseline**
Masks N95	Green	Yellow	Down Arrow	Green
Masks (Surgical/Procedural)	Green	Green	Up Arrow	
Eyewear (Goggles/Glasses)	Green	Green	Up Arrow	
Face Shields	Green	Green	Down Arrow	
Gowns – Isolation	Green	Green	Down Arrow	
Gowns - Surgical	Green	Green	Down Arrow	
Gloves	Green	Yellow	Up Arrow	
Hand Soap	Green	Green	Steady Arrow	
Hand Sanitizer	Green	Green	Steady Arrow	
Surface Disinfectant	Green	Green	Down Arrow	




	Green	Yellow	Red
*DIOH	≥ 30 Days	29 – 15 Days	≤ 14 Days
Re-supply	<ul style="list-style-type: none"> We currently have at least a 30-day supply on hand. Allocated quantities were delivered las week. Current orders are expected to be delivered without quantity reductions. Alternative vendors confirmed. 	<ul style="list-style-type: none"> We currently have a 2-4 week supply on hand. May be on allocation with less than ordered quantities expected to be delivered. No alternative identified. 	<ul style="list-style-type: none"> Less than 2 week's inventory on hand. Allocation quantities on supplier/manufacturer hold. No alternatives identified. No PO or deliveries expected.
**Covid (+) Census vs. Baseline (7/20)	< 10% increase	10-19% increase	≥ 20% from baseline

Supply Chain Trend	
Up Arrow	Higher
Down Arrow	Lower
Steady Arrow	Steady

N95 Weekly Snapshot – 03/20/2023

Item	PPE Supply Chain		Supply Chain Trend	Covid (+) Census
	Days Inventory On Hand (DIOH)*	Re-supply	Utilization Compared to Previous Week	On Hand (CSS Inventory Locations)
BYD DE2322 (74553)	Green	Yellow		2000 Boxes (20 per Box) Avg Issue Last 7 Days – 36 Box/Day
MMM 1860 (3154)	Green	Green		14404 Boxes (20 per Box) Avg Issue Last 7 Days – 12 Box/Day
MMM 1860S (8445)	Green	Green		4750 Boxes (20 per Box) Avg Issue Last 7 Days – 6 Box/Day
MMM 8210 (93837)	Green	Green		13173 Boxes (20 per Box) Avg Issue Last 5 Days – 2 Box/Day
MMM 8210Plus (94588)	Green	Green		No longer any stock available of this item. Will not be tracked in the future.
Non Conforming	Green	Green		Various UOMs Large Quantities

	Green	Yellow	Red
*DIOH	≥ 30 Days	29 – 15 Days	≤ 14 Days
Re-supply	<ul style="list-style-type: none"> We currently have at least a 30-day supply on hand. Allocated quantities were delivered last week. Current orders are expected to be delivered without quantity reductions. vendors confirmed. 	<ul style="list-style-type: none"> We currently have a 2-4 week supply on hand. May be on allocation with less than ordered quantities expected to be delivered. No alternative identified. 	<ul style="list-style-type: none"> Less than 2 week's inventory on hand. Allocation quantities on supplier/manufacture hold. No alternatives identified. No PO or deliver
**Covid (+) Census vs. Baseline (7/20)	< 10% increase	10-19% increase	≥ 20% from baseline

Supply Chain Trend	
	Higher
	Lower
	Steady





PPE & Census Weekly Snapshot – 03/20/23

Item	PPE Supply Chain		Supply Chain Trend	Covid (+) Census
	Days Inventory On Hand (DIOH)*	Re-supply	Utilization Compared to Previous Week	Percentage Increase over Baseline**
Masks N95	Green	Yellow	↑	Green
Masks (Surgical/Procedural)	Green	Green	↓	
Eyewear (Goggles/Glasses)	Green	Green	↓	
Face Shields	Green	Green	↓	
Gowns – Isolation	Green	Green	↓	
Gowns - Surgical	Green	Green	↓	
Gloves	Green	Yellow	↓	
Hand Soap	Green	Green	↔	
Hand Sanitizer	Green	Green	↔	
Surface Disinfectant	Green	Green	↑	




	Green	Yellow	Red
*DIOH	≥ 30 Days	29 – 15 Days	≤ 14 Days
Re-supply	<ul style="list-style-type: none"> We currently have at least a 30-day supply on hand. Allocated quantities were delivered las week. Current orders are expected to be delivered without quantity reductions. Alternative vendors confirmed. 	<ul style="list-style-type: none"> We currently have a 2-4 week supply on hand. May be on allocation with less than ordered quantities expected to be delivered. No alternative identified. 	<ul style="list-style-type: none"> Less than 2 week's inventory on hand. Allocation quantities on supplier/manufacturer hold. No alternatives identified. No PO or deliveries expected.
**Covid (+) Census vs. Baseline (7/20)	< 10% increase	10-19% increase	≥ 20% from baseline

Supply Chain Trend	
↑	Higher
↓	Lower
↔	Steady

N95 Weekly Snapshot – 03/13/2023

Item		PPE Supply Chain		Supply Chain Trend	Covid (+) Census
		Days Inventory On Hand (DIOH)*	Re-supply	Utilization Compared to Previous Week	On Hand (CSS Inventory Locations)
BYD DE2322	(74553)				2249 Boxes (20 per Box) Avg Issue Last 7 Days – 11 Box/Day
MMM 1860	(3154)				14490 Boxes (20 per Box) Avg Issue Last 7 Days – 15 Box/Day
MMM 1860S	(8445)				4795 Boxes (20 per Box) Avg Issue Last 7 Days – 7 Box/Day
MMM 8210	(93837)				13187 Boxes (20 per Box) Avg Issue Last 5 Days – 1 Box/Day
MMM 8210Plus (94588)					No longer any stock available of this item. Will not be tracked in the future.
Non Conforming					Various UOMs Large Quantities

	Green	Yellow	Red
*DIOH	≥ 30 Days	29 – 15 Days	≤ 14 Days
Re-supply	<ul style="list-style-type: none"> We currently have at least a 30-day supply on hand. Allocated quantities were delivered last week. Current orders are expected to be delivered without quantity reductions. vendors confirmed. 	<ul style="list-style-type: none"> We currently have a 2-4 week supply on hand. May be on allocation with less than ordered quantities expected to be delivered. No alternative identified. 	<ul style="list-style-type: none"> Less than 2 week's inventory on hand. Allocation quantities on supplier/manufacture hold. No alternatives identified. No PO or deliver
**Covid (+) Census vs. Baseline (7/20)	< 10% increase	10-19% increase	≥ 20% from baseline

Supply Chain Trend	
	Higher
	Lower
	Steady





PPE & Census Weekly Snapshot – 03/13/23

Item	PPE Supply Chain		Supply Chain Trend	Covid (+) Census
	Days Inventory On Hand (DIOH)*	Re-supply	Utilization Compared to Previous Week	Percentage Increase over Baseline**
Masks N95	Green	Yellow	↑	Green
Masks (Surgical/Procedural)	Green	Green	↑	
Eyewear (Goggles/Glasses)	Green	Green	↓	
Face Shields	Green	Green	↑	
Gowns – Isolation	Green	Green	↑	
Gowns - Surgical	Green	Green	↑	
Gloves	Green	Yellow	↑	
Hand Soap	Green	Green	↔	
Hand Sanitizer	Green	Green	↔	
Surface Disinfectant	Green	Green	↑	




	Green	Yellow	Red
*DIOH	≥ 30 Days	29 – 15 Days	≤ 14 Days
Re-supply	<ul style="list-style-type: none"> We currently have at least a 30-day supply on hand. Allocated quantities were delivered las week. Current orders are expected to be delivered without quantity reductions. Alternative vendors confirmed. 	<ul style="list-style-type: none"> We currently have a 2-4 week supply on hand. May be on allocation with less than ordered quantities expected to be delivered. No alternative identified. 	<ul style="list-style-type: none"> Less than 2 week's inventory on hand. Allocation quantities on supplier/manufacturer hold. No alternatives identified. No PO or deliveries expected.
**Covid (+) Census vs. Baseline (7/20)	< 10% increase	10-19% increase	≥ 20% from baseline

Supply Chain Trend	
↑	Higher
↓	Lower
↔	Steady

N95 Weekly Snapshot – 03/06/2023

Item	PPE Supply Chain		Supply Chain Trend	Covid (+) Census
	Days Inventory On Hand (DIOH)*	Re-supply	Utilization Compared to Previous Week	On Hand (CSS Inventory Locations)
BYD DE2322 (74553)				2312 Boxes (20 per Box) Avg Issue Last 7 Days – 16 Box/Day
MMM 1860 (3154)				14593 Boxes (20 per Box) Avg Issue Last 7 Days – 7 Box/Day
MMM 1860S (8445)				4807 Boxes (20 per Box) Avg Issue Last 7 Days – 4 Box/Day
MMM 8210 (93837)				13190 Boxes (20 per Box) Avg Issue Last 5 Days – 2 Box/Day
MMM 8210Plus (94588)				No longer any stock available of this item. Will not be tracked in the future.
Non Conforming				Various UOMs Large Quantities

	Green	Yellow	Red
*DIOH	≥ 30 Days	29 – 15 Days	≤ 14 Days
Re-supply	<ul style="list-style-type: none"> We currently have at least a 30-day supply on hand. Allocated quantities were delivered last week. Current orders are expected to be delivered without quantity reductions. vendors confirmed. 	<ul style="list-style-type: none"> We currently have a 2-4 week supply on hand. May be on allocation with less than ordered quantities expected to be delivered. No alternative identified. 	<ul style="list-style-type: none"> Less than 2 week's inventory on hand. Allocation quantities on supplier/manufacture hold. No alternatives identified. No PO or deliver
**Covid (+) Census vs. Baseline (7/20)	< 10% increase	10-19% increase	≥ 20% from baseline

Supply Chain Trend	
	Higher
	Lower
	Steady





PPE & Census Weekly Snapshot – 03/06/23

Item	PPE Supply Chain		Supply Chain Trend	Covid (+) Census
	Days Inventory On Hand (DIOH)*	Re-supply	Utilization Compared to Previous Week	Percentage Increase over Baseline**
Masks N95	Green	Yellow	Down Arrow	Green
Masks (Surgical/Procedural)	Green	Green	Down Arrow	
Eyewear (Goggles/Glasses)	Green	Green	Up Arrow	
Face Shields	Green	Green	Down Arrow	
Gowns – Isolation	Green	Green	Down Arrow	
Gowns - Surgical	Green	Green	Up Arrow	
Gloves	Green	Yellow	Down Arrow	
Hand Soap	Green	Green	Steady Arrow	
Hand Sanitizer	Green	Green	Steady Arrow	
Surface Disinfectant	Green	Green	Down Arrow	




	Green	Yellow	Red
*DIOH	≥ 30 Days	29 – 15 Days	≤ 14 Days
Re-supply	<ul style="list-style-type: none"> We currently have at least a 30-day supply on hand. Allocated quantities were delivered las week. Current orders are expected to be delivered without quantity reductions. Alternative vendors confirmed. 	<ul style="list-style-type: none"> We currently have a 2-4 week supply on hand. May be on allocation with less than ordered quantities expected to be delivered. No alternative identified. 	<ul style="list-style-type: none"> Less than 2 week's inventory on hand. Allocation quantities on supplier/manufacturer hold. No alternatives identified. No PO or deliveries expected.
**Covid (+) Census vs. Baseline (7/20)	< 10% increase	10-19% increase	≥ 20% from baseline

Supply Chain Trend	
Up Arrow	Higher
Down Arrow	Lower
Steady Arrow	Steady

N95 Weekly Snapshot – 02/27/2023

Item		PPE Supply Chain		Supply Chain Trend	Covid (+) Census
		Days Inventory On Hand (DIOH)*	Re-supply	Utilization Compared to Previous Week	On Hand (CSS Inventory Locations)
BYD DE2322	(74553)				2235 Boxes (20 per Box) Avg Issue Last 7 Days – 14 Box/Day
MMM 1860	(3154)				14645 Boxes (20 per Box) Avg Issue Last 7 Days – 11 Box/Day
MMM 1860S	(8445)				4862 Boxes (20 per Box) Avg Issue Last 7 Days – 9 Box/Day
MMM 8210	(93837)				13205 Boxes (20 per Box) Avg Issue Last 5 Days – 4 Box/Day
MMM 8210Plus (94588)					No longer any stock available of this item. Will not be tracked in the future.
Non Conforming					Various UOMs Large Quantities

	Green	Yellow	Red
*DIOH	≥ 30 Days	29 – 15 Days	≤ 14 Days
Re-supply	<ul style="list-style-type: none"> We currently have at least a 30-day supply on hand. Allocated quantities were delivered last week. Current orders are expected to be delivered without quantity reductions. vendors confirmed. 	<ul style="list-style-type: none"> We currently have a 2-4 week supply on hand. May be on allocation with less than ordered quantities expected to be delivered. No alternative identified. 	<ul style="list-style-type: none"> Less than 2 week's inventory on hand. Allocation quantities on supplier/manufacture hold. No alternatives identified. No PO or deliver
**Covid (+) Census vs. Baseline (7/20)	< 10% increase	10-19% increase	≥ 20% from baseline

Supply Chain Trend	
	Higher
	Lower
	Steady





PPE & Census Weekly Snapshot – 02/27/23

Item	PPE Supply Chain		Supply Chain Trend	Covid (+) Census
	Days Inventory On Hand (DIOH)*	Re-supply	Utilization Compared to Previous Week	Percentage Increase over Baseline**
Masks N95	Green	Yellow	Down Arrow	Green
Masks (Surgical/Procedural)	Green	Green	Up Arrow	
Eyewear (Goggles/Glasses)	Green	Green	Down Arrow	
Face Shields	Green	Green	Down Arrow	
Gowns – Isolation	Green	Green	Up Arrow	
Gowns - Surgical	Green	Green	Down Arrow	
Gloves	Green	Yellow	Up Arrow	
Hand Soap	Green	Green	Steady	
Hand Sanitizer	Green	Green	Steady	
Surface Disinfectant	Green	Green	Up Arrow	




	Green	Yellow	Red
*DIOH	≥ 30 Days	29 – 15 Days	≤ 14 Days
Re-supply	<ul style="list-style-type: none"> We currently have at least a 30-day supply on hand. Allocated quantities were delivered las week. Current orders are expected to be delivered without quantity reductions. Alternative vendors confirmed. 	<ul style="list-style-type: none"> We currently have a 2-4 week supply on hand. May be on allocation with less than ordered quantities expected to be delivered. No alternative identified. 	<ul style="list-style-type: none"> Less than 2 week's inventory on hand. Allocation quantities on supplier/manufacturer hold. No alternatives identified. No PO or deliveries expected.
**Covid (+) Census vs. Baseline (7/20)	< 10% increase	10-19% increase	≥ 20% from baseline

Supply Chain Trend	
Up Arrow	Higher
Down Arrow	Lower
Steady	Steady

N95 Weekly Snapshot – 02/20/2023

Item	PPE Supply Chain		Supply Chain Trend	Covid (+) Census
	Days Inventory On Hand (DIOH)*	Re-supply	Utilization Compared to Previous Week	On Hand (CSS Inventory Locations)
BYD DE2322 (74553)	Green	Yellow		2333 Boxes (20 per Box) Avg Issue Last 7 Days – 15 Box/Day
MMM 1860 (3154)	Green	Green		14725 Boxes (20 per Box) Avg Issue Last 7 Days – 21 Box/Day
MMM 1860S (8445)	Green	Green		4844 Boxes (20 per Box) Avg Issue Last 7 Days – 17 Box/Day
MMM 8210 (93837)	Green	Green		13235 Boxes (20 per Box) Avg Issue Last 5 Days – 3 Box/Day
MMM 8210Plus (94588)	Green	Green		No longer any stock available of this item. Will not be tracked in the future.
Non Conforming	Green	Green		Various UOMs Large Quantities

	Green	Yellow	Red
*DIOH	≥ 30 Days	29 – 15 Days	≤ 14 Days
Re-supply	<ul style="list-style-type: none"> We currently have at least a 30-day supply on hand. Allocated quantities were delivered last week. Current orders are expected to be delivered without quantity reductions. vendors confirmed. 	<ul style="list-style-type: none"> We currently have a 2-4 week supply on hand. May be on allocation with less than ordered quantities expected to be delivered. No alternative identified. 	<ul style="list-style-type: none"> Less than 2 week's inventory on hand. Allocation quantities on supplier/manufacture hold. No alternatives identified. No PO or deliver
**Covid (+) Census vs. Baseline (7/20)	< 10% increase	10-19% increase	≥ 20% from baseline

Supply Chain Trend	
	Higher
	Lower
	Steady





PPE & Census Weekly Snapshot – 02/20/23

Item	PPE Supply Chain		Supply Chain Trend	Covid (+) Census
	Days Inventory On Hand (DIOH)*	Re-supply	Utilization Compared to Previous Week	Percentage Increase over Baseline**
Masks N95	Green	Yellow	↑	Green
Masks (Surgical/Procedural)	Green	Green	↑	
Eyewear (Goggles/Glasses)	Green	Green	↑	
Face Shields	Green	Green	↓	
Gowns – Isolation	Green	Green	↓	
Gowns - Surgical	Green	Green	↑	
Gloves	Green	Yellow	↑	
Hand Soap	Green	Green	↔	
Hand Sanitizer	Green	Green	↔	
Surface Disinfectant	Green	Green	↓	




	Green	Yellow	Red
*DIOH	≥ 30 Days	29 – 15 Days	≤ 14 Days
Re-supply	<ul style="list-style-type: none"> We currently have at least a 30-day supply on hand. Allocated quantities were delivered las week. Current orders are expected to be delivered without quantity reductions. Alternative vendors confirmed. 	<ul style="list-style-type: none"> We currently have a 2-4 week supply on hand. May be on allocation with less than ordered quantities expected to be delivered. No alternative identified. 	<ul style="list-style-type: none"> Less than 2 week's inventory on hand. Allocation quantities on supplier/manufacturer hold. No alternatives identified. No PO or deliveries expected.
**Covid (+) Census vs. Baseline (7/20)	< 10% increase	10-19% increase	≥ 20% from baseline

Supply Chain Trend	
↑	Higher
↓	Lower
↔	Steady

N95 Weekly Snapshot – 02/13/2023

Item		PPE Supply Chain		Supply Chain Trend	Covid (+) Census
		Days Inventory On Hand (DIOH)*	Re-supply	Utilization Compared to Previous Week	On Hand (CSS Inventory Locations)
BYD DE2322	(74553)				2441 Boxes (20 per Box) Avg Issue Last 7 Days – 20 Box/Day
MMM 1860	(3154)				14871 Boxes (20 per Box) Avg Issue Last 7 Days – 6 Box/Day
MMM 1860S	(8445)				4964 Boxes (20 per Box) Avg Issue Last 7 Days – 6 Box/Day
MMM 8210	(93837)				13256 Boxes (20 per Box) Avg Issue Last 5 Days – 1 Box/Day
MMM 8210Plus (94588)					No longer any stock available of this item. Will not be tracked in the future.
Non Conforming					Various UOMs Large Quantities

	Green	Yellow	Red
*DIOH	≥ 30 Days	29 – 15 Days	≤ 14 Days
Re-supply	<ul style="list-style-type: none"> We currently have at least a 30-day supply on hand. Allocated quantities were delivered last week. Current orders are expected to be delivered without quantity reductions. vendors confirmed. 	<ul style="list-style-type: none"> We currently have a 2-4 week supply on hand. May be on allocation with less than ordered quantities expected to be delivered. No alternative identified. 	<ul style="list-style-type: none"> Less than 2 week's inventory on hand. Allocation quantities on supplier/manufacture hold. No alternatives identified. No PO or deliver
**Covid (+) Census vs. Baseline (7/20)	< 10% increase	10-19% increase	≥ 20% from baseline

Supply Chain Trend	
	Higher
	Lower
	Steady





PPE & Census Weekly Snapshot – 02/13/23

Item	PPE Supply Chain		Supply Chain Trend	Covid (+) Census
	Days Inventory On Hand (DIOH)*	Re-supply	Utilization Compared to Previous Week	Percentage Increase over Baseline**
Masks N95	Green	Yellow	↔	Green
Masks (Surgical/Procedural)	Green	Green	↓	
Eyewear (Goggles/Glasses)	Green	Green	↑	
Face Shields	Green	Green	↑	
Gowns – Isolation	Green	Green	↑	
Gowns - Surgical	Green	Green	↔	
Gloves	Green	Yellow	↑	
Hand Soap	Green	Green	↔	
Hand Sanitizer	Green	Green	↔	
Surface Disinfectant	Green	Green	↓	




	Green	Yellow	Red
*DIOH	≥ 30 Days	29 – 15 Days	≤ 14 Days
Re-supply	<ul style="list-style-type: none"> We currently have at least a 30-day supply on hand. Allocated quantities were delivered las week. Current orders are expected to be delivered without quantity reductions. Alternative vendors confirmed. 	<ul style="list-style-type: none"> We currently have a 2-4 week supply on hand. May be on allocation with less than ordered quantities expected to be delivered. No alternative identified. 	<ul style="list-style-type: none"> Less than 2 week's inventory on hand. Allocation quantities on supplier/manufacturer hold. No alternatives identified. No PO or deliveries expected.
**Covid (+) Census vs. Baseline (7/20)	< 10% increase	10-19% increase	≥ 20% from baseline

Supply Chain Trend	
↑	Higher
↓	Lower
↔	Steady

N95 Weekly Snapshot – 02/06/2023

Item		PPE Supply Chain		Supply Chain Trend	Covid (+) Census
		Days Inventory On Hand (DIOH)*	Re-supply	Utilization Compared to Previous Week	On Hand (CSS Inventory Locations)
BYD DE2322	(74553)				2243 Boxes (20 per Box) Avg Issue Last 7 Days – 16 Box/Day
MMM 1860	(3154)				14913 Boxes (20 per Box) Avg Issue Last 7 Days – 31 Box/Day
MMM 1860S	(8445)				5009 Boxes (20 per Box) Avg Issue Last 7 Days – 19 Box/Day
MMM 8210	(93837)				13265 Boxes (20 per Box) Avg Issue Last 5 Days – 2 Box/Day
MMM 8210Plus (94588)					No longer any stock available of this item. Will not be tracked in the future.
Non Conforming					Various UOMs Large Quantities

	Green	Yellow	Red
*DIOH	≥ 30 Days	29 – 15 Days	≤ 14 Days
Re-supply	<ul style="list-style-type: none"> We currently have at least a 30-day supply on hand. Allocated quantities were delivered last week. Current orders are expected to be delivered without quantity reductions. vendors confirmed. 	<ul style="list-style-type: none"> We currently have a 2-4 week supply on hand. May be on allocation with less than ordered quantities expected to be delivered. No alternative identified. 	<ul style="list-style-type: none"> Less than 2 week's inventory on hand. Allocation quantities on supplier/manufacture hold. No alternatives identified. No PO or deliver
**Covid (+) Census vs. Baseline (7/20)	< 10% increase	10-19% increase	≥ 20% from baseline

Supply Chain Trend	
	Higher
	Lower
	Steady





PPE & Census Weekly Snapshot – 02/06/23

Item	PPE Supply Chain		Supply Chain Trend	Covid (+) Census
	Days Inventory On Hand (DIOH)*	Re-supply	Utilization Compared to Previous Week	Percentage Increase over Baseline**
Masks N95	Green	Yellow	↑	Green
Masks (Surgical/Procedural)	Green	Green	↑	
Eyewear (Goggles/Glasses)	Green	Green	↓	
Face Shields	Green	Green	↓	
Gowns – Isolation	Green	Green	↓	
Gowns - Surgical	Green	Green	↔	
Gloves	Green	Yellow	↑	
Hand Soap	Green	Green	↔	
Hand Sanitizer	Green	Green	↔	
Surface Disinfectant	Green	Green	↔	




	Green	Yellow	Red
*DIOH	≥ 30 Days	29 – 15 Days	≤ 14 Days
Re-supply	<ul style="list-style-type: none"> We currently have at least a 30-day supply on hand. Allocated quantities were delivered las week. Current orders are expected to be delivered without quantity reductions. Alternative vendors confirmed. 	<ul style="list-style-type: none"> We currently have a 2-4 week supply on hand. May be on allocation with less than ordered quantities expected to be delivered. No alternative identified. 	<ul style="list-style-type: none"> Less than 2 week's inventory on hand. Allocation quantities on supplier/manufacturer hold. No alternatives identified. No PO or deliveries expected.
**Covid (+) Census vs. Baseline (7/20)	< 10% increase	10-19% increase	≥ 20% from baseline

Supply Chain Trend	
↑	Higher
↓	Lower
↔	Steady

N95 Weekly Snapshot – 01/30/2023

Item		PPE Supply Chain		Supply Chain Trend	Covid (+) Census
		Days Inventory On Hand (DIOH)*	Re-supply	Utilization Compared to Previous Week	On Hand (CSS Inventory Locations)
BYD DE2322	(74553)				2536 Boxes (20 per Box) Avg Issue Last 7 Days – 25 Box/Day
MMM 1860	(3154)				15321 Boxes (20 per Box) Avg Issue Last 7 Days – 9 Box/Day
MMM 1860S	(8445)				5159 Boxes (20 per Box) Avg Issue Last 7 Days – 10 Box/Day
MMM 8210	(93837)				13355 Boxes (20 per Box) Avg Issue Last 5 Days – 3 Box/Day
MMM 8210Plus (94588)					No longer any stock available of this item. Will not be tracked in the future.
Non Conforming					Various UOMs Large Quantities

	Green	Yellow	Red
*DIOH	≥ 30 Days	29 – 15 Days	≤ 14 Days
Re-supply	<ul style="list-style-type: none"> We currently have at least a 30-day supply on hand. Allocated quantities were delivered last week. Current orders are expected to be delivered without quantity reductions. vendors confirmed. 	<ul style="list-style-type: none"> We currently have a 2-4 week supply on hand. May be on allocation with less than ordered quantities expected to be delivered. No alternative identified. 	<ul style="list-style-type: none"> Less than 2 week's inventory on hand. Allocation quantities on supplier/manufacture hold. No alternatives identified. No PO or deliver
**Covid (+) Census vs. Baseline (7/20)	< 10% increase	10-19% increase	≥ 20% from baseline

Supply Chain Trend	
	Higher
	Lower
	Steady





PPE & Census Weekly Snapshot – 01/30/23

Item	PPE Supply Chain		Supply Chain Trend	Covid (+) Census
	Days Inventory On Hand (DIOH)*	Re-supply	Utilization Compared to Previous Week	Percentage Increase over Baseline**
Masks N95	Green	Yellow	↑	Green
Masks (Surgical/Procedural)	Green	Green	↓	
Eyewear (Goggles/Glasses)	Green	Green	↓	
Face Shields	Green	Green	↑	
Gowns – Isolation	Green	Green	↔	
Gowns - Surgical	Green	Green	↔	
Gloves	Green	Yellow	↓	
Hand Soap	Green	Green	↔	
Hand Sanitizer	Green	Green	↔	
Surface Disinfectant	Green	Green	↓	




	Green	Yellow	Red
*DIOH	≥ 30 Days	29 – 15 Days	≤ 14 Days
Re-supply	<ul style="list-style-type: none"> We currently have at least a 30-day supply on hand. Allocated quantities were delivered las week. Current orders are expected to be delivered without quantity reductions. Alternative vendors confirmed. 	<ul style="list-style-type: none"> We currently have a 2-4 week supply on hand. May be on allocation with less than ordered quantities expected to be delivered. No alternative identified. 	<ul style="list-style-type: none"> Less than 2 week's inventory on hand. Allocation quantities on supplier/manufacturer hold. No alternatives identified. No PO or deliveries expected.
**Covid (+) Census vs. Baseline (7/20)	< 10% increase	10-19% increase	≥ 20% from baseline

Supply Chain Trend	
↑	Higher
↓	Lower
↔	Steady

N95 Weekly Snapshot – 01/23/2023

Item		PPE Supply Chain		Supply Chain Trend	Covid (+) Census
		Days Inventory On Hand (DIOH)*	Re-supply	Utilization Compared to Previous Week	On Hand (CSS Inventory Locations)
BYD DE2322	(74553)				2704 Boxes (20 per Box) Avg Issue Last 7 Days – 18 Box/Day
MMM 1860	(3154)				15383 Boxes (20 per Box) Avg Issue Last 7 Days – 7 Box/Day
MMM 1860S	(8445)				5228 Boxes (20 per Box) Avg Issue Last 7 Days – 5 Box/Day
MMM 8210	(93837)				13375 Boxes (20 per Box) Avg Issue Last 5 Days – 1 Box/Day
MMM 8210Plus (94588)					No longer any stock available of this item. Will not be tracked in the future.
Non Conforming					Various UOMs Large Quantities

	Green	Yellow	Red
*DIOH	≥ 30 Days	29 – 15 Days	≤ 14 Days
Re-supply	<ul style="list-style-type: none"> We currently have at least a 30-day supply on hand. Allocated quantities were delivered last week. Current orders are expected to be delivered without quantity reductions. vendors confirmed. 	<ul style="list-style-type: none"> We currently have a 2-4 week supply on hand. May be on allocation with less than ordered quantities expected to be delivered. No alternative identified. 	<ul style="list-style-type: none"> Less than 2 week's inventory on hand. Allocation quantities on supplier/manufacture hold. No alternatives identified. No PO or deliver
**Covid (+) Census vs. Baseline (7/20)	< 10% increase	10-19% increase	≥ 20% from baseline

Supply Chain Trend	
	Higher
	Lower
	Steady





PPE & Census Weekly Snapshot – 01/23/23

Item	PPE Supply Chain		Supply Chain Trend	Covid (+) Census
	Days Inventory On Hand (DIOH)*	Re-supply	Utilization Compared to Previous Week	Percentage Increase over Baseline**
Masks N95	Green	Yellow	Down Arrow	Green
Masks (Surgical/Procedural)	Green	Green	Up Arrow	
Eyewear (Goggles/Glasses)	Green	Green	Up Arrow	
Face Shields	Green	Green	Down Arrow	
Gowns – Isolation	Green	Green	Down Arrow	
Gowns - Surgical	Green	Green	Up Arrow	
Gloves	Green	Yellow	Steady Arrow	
Hand Soap	Green	Green	Steady Arrow	
Hand Sanitizer	Green	Green	Steady Arrow	
Surface Disinfectant	Green	Green	Up Arrow	




	Green	Yellow	Red
*DIOH	≥ 30 Days	29 – 15 Days	≤ 14 Days
Re-supply	<ul style="list-style-type: none"> We currently have at least a 30-day supply on hand. Allocated quantities were delivered las week. Current orders are expected to be delivered without quantity reductions. Alternative vendors confirmed. 	<ul style="list-style-type: none"> We currently have a 2-4 week supply on hand. May be on allocation with less than ordered quantities expected to be delivered. No alternative identified. 	<ul style="list-style-type: none"> Less than 2 week's inventory on hand. Allocation quantities on supplier/manufacturer hold. No alternatives identified. No PO or deliveries expected.
**Covid (+) Census vs. Baseline (7/20)	< 10% increase	10-19% increase	≥ 20% from baseline

Supply Chain Trend	
Up Arrow	Higher
Down Arrow	Lower
Steady Arrow	Steady

N95 Weekly Snapshot – 01/16/2023

Item	PPE Supply Chain		Supply Chain Trend	Covid (+) Census
	Days Inventory On Hand (DIOH)*	Re-supply	Utilization Compared to Previous Week	On Hand (CSS Inventory Locations)
BYD DE2322 (74553)	Green	Yellow		2640 Boxes (20 per Box) Avg Issue Last 7 Days – 19 Box/Day
MMM 1860 (3154)	Green	Green		15434 Boxes (20 per Box) Avg Issue Last 7 Days – 15 Box/Day
MMM 1860S (8445)	Green	Green		5225 Boxes (20 per Box) Avg Issue Last 7 Days – 12 Box/Day
MMM 8210 (93837)	Green	Green		13379 Boxes (20 per Box) Avg Issue Last 5 Days – 2 Box/Day
MMM 8210Plus (94588)	Green	Green		No longer any stock available of this item. Will not be tracked in the future.
Non Conforming	Green	Green		Various UOMs Large Quantities

	Green	Yellow	Red
*DIOH	≥ 30 Days	29 – 15 Days	≤ 14 Days
Re-supply	<ul style="list-style-type: none"> We currently have at least a 30-day supply on hand. Allocated quantities were delivered last week. Current orders are expected to be delivered without quantity reductions. vendors confirmed. 	<ul style="list-style-type: none"> We currently have a 2-4 week supply on hand. May be on allocation with less than ordered quantities expected to be delivered. No alternative identified. 	<ul style="list-style-type: none"> Less than 2 week's inventory on hand. Allocation quantities on supplier/manufacture hold. No alternatives identified. No PO or deliver
**Covid (+) Census vs. Baseline (7/20)	< 10% increase	10-19% increase	≥ 20% from baseline

Supply Chain Trend	
	Higher
	Lower
	Steady





PPE & Census Weekly Snapshot – 01/16/23

Item	PPE Supply Chain		Supply Chain Trend	Covid (+) Census
	Days Inventory On Hand (DIOH)*	Re-supply	Utilization Compared to Previous Week	Percentage Increase over Baseline**
Masks N95	Green	Yellow	↑	Green
Masks (Surgical/Procedural)	Green	Green	↑	
Eyewear (Goggles/Glasses)	Green	Green	↓	
Face Shields	Green	Green	↑	
Gowns – Isolation	Green	Green	↑	
Gowns - Surgical	Green	Green	↓	
Gloves	Green	Yellow	↑	
Hand Soap	Green	Green	↔	
Hand Sanitizer	Green	Green	↔	
Surface Disinfectant	Green	Green	↑	




	Green	Yellow	Red
*DIOH	≥ 30 Days	29 – 15 Days	≤ 14 Days
Re-supply	<ul style="list-style-type: none"> We currently have at least a 30-day supply on hand. Allocated quantities were delivered las week. Current orders are expected to be delivered without quantity reductions. Alternative vendors confirmed. 	<ul style="list-style-type: none"> We currently have a 2-4 week supply on hand. May be on allocation with less than ordered quantities expected to be delivered. No alternative identified. 	<ul style="list-style-type: none"> Less than 2 week's inventory on hand. Allocation quantities on supplier/manufacturer hold. No alternatives identified. No PO or deliveries expected.
**Covid (+) Census vs. Baseline (7/20)	< 10% increase	10-19% increase	≥ 20% from baseline

Supply Chain Trend	
↑	Higher
↓	Lower
↔	Steady

N95 Weekly Snapshot – 01/09/2023

Item		PPE Supply Chain		Supply Chain Trend	Covid (+) Census
		Days Inventory On Hand (DIOH)*	Re-supply	Utilization Compared to Previous Week	On Hand (CSS Inventory Locations)
BYD DE2322	(74553)				2056 Boxes (20 per Box) Avg Issue Last 7 Days – 16 Box/Day
MMM 1860	(3154)				15049 Boxes (20 per Box) Avg Issue Last 7 Days – 9 Box/Day
MMM 1860S	(8445)				4900 Boxes (20 per Box) Avg Issue Last 7 Days – 11 Box/Day
MMM 8210	(93837)				13411 Boxes (20 per Box) Avg Issue Last 7 Days – 2 Box/Day
MMM 8210Plus (94588)					No longer any stock available of this item. Will not be tracked in the future.
Non Conforming					Various UOMs Large Quantities

	Green	Yellow	Red
*DIOH	≥ 30 Days	29 – 15 Days	≤ 14 Days
Re-supply	<ul style="list-style-type: none"> We currently have at least a 30-day supply on hand. Allocated quantities were delivered last week. Current orders are expected to be delivered without quantity reductions. vendors confirmed. 	<ul style="list-style-type: none"> We currently have a 2-4 week supply on hand. May be on allocation with less than ordered quantities expected to be delivered. No alternative identified. 	<ul style="list-style-type: none"> Less than 2 week's inventory on hand. Allocation quantities on supplier/manufacture hold. No alternatives identified. No PO or deliver
**Covid (+) Census vs. Baseline (7/20)	< 10% increase	10-19% increase	≥ 20% from baseline

Supply Chain Trend	
	Higher
	Lower
	Steady





PPE & Census Weekly Snapshot – 01/09/23

Item	PPE Supply Chain		Supply Chain Trend	Covid (+) Census
	Days Inventory On Hand (DIOH)*	Re-supply	Utilization Compared to Previous Week	Percentage Increase over Baseline**
Masks N95	Green	Yellow	↑	Green
Masks (Surgical/Procedural)	Green	Green	↑	
Eyewear (Goggles/Glasses)	Green	Green	↑	
Face Shields	Green	Green	↓	
Gowns – Isolation	Green	Green	↓	
Gowns - Surgical	Green	Green	↑	
Gloves	Green	Yellow	↓	
Hand Soap	Green	Green	↔	
Hand Sanitizer	Green	Green	↔	
Surface Disinfectant	Green	Green	↓	




	Green	Yellow	Red
*DIOH	≥ 30 Days	29 – 15 Days	≤ 14 Days
Re-supply	<ul style="list-style-type: none"> We currently have at least a 30-day supply on hand. Allocated quantities were delivered las week. Current orders are expected to be delivered without quantity reductions. Alternative vendors confirmed. 	<ul style="list-style-type: none"> We currently have a 2-4 week supply on hand. May be on allocation with less than ordered quantities expected to be delivered. No alternative identified. 	<ul style="list-style-type: none"> Less than 2 week's inventory on hand. Allocation quantities on supplier/manufacturer hold. No alternatives identified. No PO or deliveries expected.
**Covid (+) Census vs. Baseline (7/20)	< 10% increase	10-19% increase	≥ 20% from baseline

Supply Chain Trend	
↑	Higher
↓	Lower
↔	Steady

N95 Weekly Snapshot – 01/02/2023

Item		PPE Supply Chain		Supply Chain Trend	Covid (+) Census
		Days Inventory On Hand (DIOH)*	Re-supply	Utilization Compared to Previous Week	On Hand (CSS Inventory Locations)
BYD DE2322	(74553)				2170 Boxes (20 per Box) Avg Issue Last 7 Days – 18 Box/Day
MMM 1860	(3154)				15072 Boxes (20 per Box) Avg Issue Last 7 Days – 10 Box/Day
MMM 1860S	(8445)				4936 Boxes (20 per Box) Avg Issue Last 7 Days – 9 Box/Day
MMM 8210	(93837)				13427 Boxes (20 per Box) Avg Issue Last 7 Days – 1 Box/Day
MMM 8210Plus (94588)					No longer any stock available of this item. Will not be tracked in the future.
Non Conforming					Various UOMs Large Quantities

	Green	Yellow	Red
*DIOH	≥ 30 Days	29 – 15 Days	≤ 14 Days
Re-supply	<ul style="list-style-type: none"> We currently have at least a 30-day supply on hand. Allocated quantities were delivered last week. Current orders are expected to be delivered without quantity reductions. vendors confirmed. 	<ul style="list-style-type: none"> We currently have a 2-4 week supply on hand. May be on allocation with less than ordered quantities expected to be delivered. No alternative identified. 	<ul style="list-style-type: none"> Less than 2 week's inventory on hand. Allocation quantities on supplier/manufacture hold. No alternatives identified. No PO or deliver
**Covid (+) Census vs. Baseline (7/20)	< 10% increase	10-19% increase	≥ 20% from baseline

Supply Chain Trend	
	Higher
	Lower
	Steady





PPE & Census Weekly Snapshot – 01/02/23

Item	PPE Supply Chain		Supply Chain Trend	Covid (+) Census
	Days Inventory On Hand (DIOH)*	Re-supply	Utilization Compared to Previous Week	Percentage Increase over Baseline**
Masks N95	Green	Yellow	↑	Green
Masks (Surgical/Procedural)	Green	Green	↑	
Eyewear (Goggles/Glasses)	Green	Green	↓	
Face Shields	Green	Green	↑	
Gowns – Isolation	Green	Green	↓	
Gowns - Surgical	Green	Green	↓	
Gloves	Green	Yellow	↓	
Hand Soap	Green	Green	↔	
Hand Sanitizer	Green	Green	↔	
Surface Disinfectant	Green	Green	↑	




	Green	Yellow	Red
*DIOH	≥ 30 Days	29 – 15 Days	≤ 14 Days
Re-supply	<ul style="list-style-type: none"> We currently have at least a 30-day supply on hand. Allocated quantities were delivered las week. Current orders are expected to be delivered without quantity reductions. Alternative vendors confirmed. 	<ul style="list-style-type: none"> We currently have a 2-4 week supply on hand. May be on allocation with less than ordered quantities expected to be delivered. No alternative identified. 	<ul style="list-style-type: none"> Less than 2 week's inventory on hand. Allocation quantities on supplier/manufacturer hold. No alternatives identified. No PO or deliveries expected.
**Covid (+) Census vs. Baseline (7/20)	< 10% increase	10-19% increase	≥ 20% from baseline

Supply Chain Trend	
↑	Higher
↓	Lower
↔	Steady

N95 Weekly Snapshot – 12/26/2022

Item		PPE Supply Chain		Supply Chain Trend	Covid (+) Census
		Days Inventory On Hand (DIOH)*	Re-supply	Utilization Compared to Previous Week	On Hand (CSS Inventory Locations)
BYD DE2322	(74553)				2296 Boxes (20 per Box) Avg Issue Last 7 Days – 13 Box/Day
MMM 1860	(3154)				15144 Boxes (20 per Box) Avg Issue Last 7 Days – 10 Box/Day
MMM 1860S	(8445)				5001 Boxes (20 per Box) Avg Issue Last 7 Days – 9 Box/Day
MMM 8210	(93837)				13432 Boxes (20 per Box) Avg Issue Last 7 Days – 1 Box/Day
MMM 8210Plus (94588)					No longer any stock available of this item. Will not be tracked in the future.
Non Conforming					Various UOMs Large Quantities

	Green	Yellow	Red
*DIOH	≥ 30 Days	29 – 15 Days	≤ 14 Days
Re-supply	<ul style="list-style-type: none"> We currently have at least a 30-day supply on hand. Allocated quantities were delivered last week. Current orders are expected to be delivered without quantity reductions. vendors confirmed. 	<ul style="list-style-type: none"> We currently have a 2-4 week supply on hand. May be on allocation with less than ordered quantities expected to be delivered. No alternative identified. 	<ul style="list-style-type: none"> Less than 2 week's inventory on hand. Allocation quantities on supplier/manufacture hold. No alternatives identified. No PO or deliver
**Covid (+) Census vs. Baseline (7/20)	< 10% increase	10-19% increase	≥ 20% from baseline

Supply Chain Trend	
	Higher
	Lower
	Steady

PPE & Census Weekly Snapshot – 12/26/22

Item	PPE Supply Chain		Supply Chain Trend	Covid (+) Census
	Days Inventory On Hand (DIOH)*	Re-supply	Utilization Compared to Previous Week	Percentage Increase over Baseline**
Masks N95	Green	Yellow	Down Arrow	Green
Masks (Surgical/Procedural)	Green	Green	Down Arrow	
Eyewear (Goggles/Glasses)	Green	Green	Down Arrow	
Face Shields	Green	Green	Down Arrow	
Gowns – Isolation	Green	Green	Double Arrow	
Gowns - Surgical	Green	Green	Double Arrow	
Gloves	Green	Yellow	Down Arrow	
Hand Soap	Green	Green	Double Arrow	
Hand Sanitizer	Green	Green	Double Arrow	
Surface Disinfectant	Green	Green	Double Arrow	

	Green	Yellow	Red
*DIOH	≥ 30 Days	29 – 15 Days	≤ 14 Days
Re-supply	<ul style="list-style-type: none"> We currently have at least a 30-day supply on hand. Allocated quantities were delivered las week. Current orders are expected to be delivered without quantity reductions. Alternative vendors confirmed. 	<ul style="list-style-type: none"> We currently have a 2-4 week supply on hand. May be on allocation with less than ordered quantities expected to be delivered. No alternative identified. 	<ul style="list-style-type: none"> Less than 2 week's inventory on hand. Allocation quantities on supplier/manufacturer hold. No alternatives identified. No PO or deliveries expected.
**Covid (+) Census vs. Baseline (7/20)	< 10% increase	10-19% increase	≥ 20% from baseline

Supply Chain Trend	
	Higher
	Lower
	Steady

N95 Weekly Snapshot – 12/19/2022

Item		PPE Supply Chain		Supply Chain Trend	Covid (+) Census
		Days Inventory On Hand (DIOH)*	Re-supply	Utilization Compared to Previous Week	On Hand (CSS Inventory Locations)
BYD DE2322	(74553)				2358 Boxes (20 per Box) Avg Issue Last 7 Days – 41 Box/Day
MMM 1860	(3154)				15191 Boxes (20 per Box) Avg Issue Last 7 Days – 14 Box/Day
MMM 1860S	(8445)				5037 Boxes (20 per Box) Avg Issue Last 7 Days – 10 Box/Day
MMM 8210	(93837)				13440 Boxes (20 per Box) Avg Issue Last 7 Days – 2 Box/Day
MMM 8210Plus (94588)					No longer any stock available of this item. Will not be tracked in the future.
Non Conforming					Various UOMs Large Quantities

	Green	Yellow	Red
*DIOH	≥ 30 Days	29 – 15 Days	≤ 14 Days
Re-supply	<ul style="list-style-type: none"> We currently have at least a 30-day supply on hand. Allocated quantities were delivered last week. Current orders are expected to be delivered without quantity reductions. vendors confirmed. 	<ul style="list-style-type: none"> We currently have a 2-4 week supply on hand. May be on allocation with less than ordered quantities expected to be delivered. No alternative identified. 	<ul style="list-style-type: none"> Less than 2 week's inventory on hand. Allocation quantities on supplier/manufacture hold. No alternatives identified. No PO or deliver
**Covid (+) Census vs. Baseline (7/20)	< 10% increase	10-19% increase	≥ 20% from baseline

Supply Chain Trend	
	Higher
	Lower
	Steady





PPE & Census Weekly Snapshot – 12/19/22

Item	PPE Supply Chain		Supply Chain Trend	Covid (+) Census
	Days Inventory On Hand (DIOH)*	Re-supply	Utilization Compared to Previous Week	Percentage Increase over Baseline**
Masks N95	Green	Yellow	↑	Green
Masks (Surgical/Procedural)	Green	Green	↑	
Eyewear (Goggles/Glasses)	Green	Green	↑	
Face Shields	Green	Green	↑	
Gowns – Isolation	Green	Green	↓	
Gowns - Surgical	Green	Green	↑	
Gloves	Green	Yellow	↑	
Hand Soap	Green	Green	↔	
Hand Sanitizer	Green	Green	↔	
Surface Disinfectant	Green	Green	↑	




	Green	Yellow	Red
*DIOH	≥ 30 Days	29 – 15 Days	≤ 14 Days
Re-supply	<ul style="list-style-type: none"> We currently have at least a 30-day supply on hand. Allocated quantities were delivered las week. Current orders are expected to be delivered without quantity reductions. Alternative vendors confirmed. 	<ul style="list-style-type: none"> We currently have a 2-4 week supply on hand. May be on allocation with less than ordered quantities expected to be delivered. No alternative identified. 	<ul style="list-style-type: none"> Less than 2 week's inventory on hand. Allocation quantities on supplier/manufacturer hold. No alternatives identified. No PO or deliveries expected.
**Covid (+) Census vs. Baseline (7/20)	< 10% increase	10-19% increase	≥ 20% from baseline

Supply Chain Trend	
↑	Higher
↓	Lower
↔	Steady

N95 Weekly Snapshot – 12/12/2022

Item		PPE Supply Chain		Supply Chain Trend	Covid (+) Census
		Days Inventory On Hand (DIOH)*	Re-supply	Utilization Compared to Previous Week	On Hand (CSS Inventory Locations)
BYD DE2322	(74553)				2648 Boxes (20 per Box) Avg Issue Last 7 Days – 25 Box/Day
MMM 1860	(3154)				15025 Boxes (20 per Box) Avg Issue Last 7 Days – 14 Box/Day
MMM 1860S	(8445)				5062 Boxes (20 per Box) Avg Issue Last 7 Days – 12 Box/Day
MMM 8210	(93837)				13451 Boxes (20 per Box) Avg Issue Last 7 Days – 2 Box/Day
MMM 8210Plus (94588)					No longer any stock available of this item. Will not be tracked in the future.
Non Conforming					Various UOMs Large Quantities

	Green	Yellow	Red
*DIOH	≥ 30 Days	29 – 15 Days	≤ 14 Days
Re-supply	<ul style="list-style-type: none"> We currently have at least a 30-day supply on hand. Allocated quantities were delivered last week. Current orders are expected to be delivered without quantity reductions. vendors confirmed. 	<ul style="list-style-type: none"> We currently have a 2-4 week supply on hand. May be on allocation with less than ordered quantities expected to be delivered. No alternative identified. 	<ul style="list-style-type: none"> Less than 2 week's inventory on hand. Allocation quantities on supplier/manufacture hold. No alternatives identified. No PO or deliver
**Covid (+) Census vs. Baseline (7/20)	< 10% increase	10-19% increase	≥ 20% from baseline

Supply Chain Trend	
	Higher
	Lower
	Steady





PPE & Census Weekly Snapshot – 12/12/22

Item	PPE Supply Chain		Supply Chain Trend	Covid (+) Census
	Days Inventory On Hand (DIOH)*	Re-supply	Utilization Compared to Previous Week	Percentage Increase over Baseline**
Masks N95	Green	Yellow	↔	Green
Masks (Surgical/Procedural)	Green	Green	↑	
Eyewear (Goggles/Glasses)	Green	Green	↓	
Face Shields	Green	Green	↓	
Gowns – Isolation	Green	Green	↑	
Gowns - Surgical	Green	Green	↑	
Gloves	Green	Yellow	↓	
Hand Soap	Green	Green	↔	
Hand Sanitizer	Green	Green	↔	
Surface Disinfectant	Green	Green	↓	




	Green	Yellow	Red
*DIOH	≥ 30 Days	29 – 15 Days	≤ 14 Days
Re-supply	<ul style="list-style-type: none"> We currently have at least a 30-day supply on hand. Allocated quantities were delivered las week. Current orders are expected to be delivered without quantity reductions. Alternative vendors confirmed. 	<ul style="list-style-type: none"> We currently have a 2-4 week supply on hand. May be on allocation with less than ordered quantities expected to be delivered. No alternative identified. 	<ul style="list-style-type: none"> Less than 2 week's inventory on hand. Allocation quantities on supplier/manufacturer hold. No alternatives identified. No PO or deliveries expected.
**Covid (+) Census vs. Baseline (7/20)	< 10% increase	10-19% increase	≥ 20% from baseline

Supply Chain Trend	
↑	Higher
↓	Lower
↔	Steady

N95 Weekly Snapshot – 12/05/2022

Item		PPE Supply Chain		Supply Chain Trend	Covid (+) Census
		Days Inventory On Hand (DIOH)*	Re-supply	Utilization Compared to Previous Week	On Hand (CSS Inventory Locations)
BYD DE2322	(74553)				2820 Boxes (20 per Box) Avg Issue Last 7 Days – 36 Box/Day
MMM 1860	(3154)				15097 Boxes (20 per Box) Avg Issue Last 7 Days – 10 Box/Day
MMM 1860S	(8445)				5121 Boxes (20 per Box) Avg Issue Last 7 Days – 10 Box/Day
MMM 8210	(93837)				13462 Boxes (20 per Box) Avg Issue Last 7 Days – 1 Box/Day
MMM 8210Plus (94588)					No longer any stock available of this item. Will not be tracked in the future.
Non Conforming					Various UOMs Large Quantities

	Green	Yellow	Red
*DIOH	≥ 30 Days	29 – 15 Days	≤ 14 Days
Re-supply	<ul style="list-style-type: none"> We currently have at least a 30-day supply on hand. Allocated quantities were delivered last week. Current orders are expected to be delivered without quantity reductions. vendors confirmed. 	<ul style="list-style-type: none"> We currently have a 2-4 week supply on hand. May be on allocation with less than ordered quantities expected to be delivered. No alternative identified. 	<ul style="list-style-type: none"> Less than 2 week's inventory on hand. Allocation quantities on supplier/manufacture hold. No alternatives identified. No PO or deliver
**Covid (+) Census vs. Baseline (7/20)	< 10% increase	10-19% increase	≥ 20% from baseline

Supply Chain Trend	
	Higher
	Lower
	Steady





PPE & Census Weekly Snapshot – 12/05/22

Item	PPE Supply Chain		Supply Chain Trend	Covid (+) Census
	Days Inventory On Hand (DIOH)*	Re-supply	Utilization Compared to Previous Week	Percentage Increase over Baseline**
Masks N95	Green	Yellow		Green
Masks (Surgical/Procedural)	Green	Green	↑	
Eyewear (Goggles/Glasses)	Green	Green	↑	
Face Shields	Green	Green	↑	
Gowns – Isolation	Green	Green	↑	
Gowns - Surgical	Green	Green	↑	
Gloves	Green	Yellow	↔	
Hand Soap	Green	Green	↔	
Hand Sanitizer	Green	Green	↔	
Surface Disinfectant	Green	Green	↑	




	Green	Yellow	Red
*DIOH	≥ 30 Days	29 – 15 Days	≤ 14 Days
Re-supply	<ul style="list-style-type: none"> We currently have at least a 30-day supply on hand. Allocated quantities were delivered las week. Current orders are expected to be delivered without quantity reductions. Alternative vendors confirmed. 	<ul style="list-style-type: none"> We currently have a 2-4 week supply on hand. May be on allocation with less than ordered quantities expected to be delivered. No alternative identified. 	<ul style="list-style-type: none"> Less than 2 week's inventory on hand. Allocation quantities on supplier/manufacturer hold. No alternatives identified. No PO or deliveries expected.
**Covid (+) Census vs. Baseline (7/20)	< 10% increase	10-19% increase	≥ 20% from baseline

Supply Chain Trend	
↑	Higher
↓	Lower
↔	Steady

N95 Weekly Snapshot – 11/28/2022

Item		PPE Supply Chain		Supply Chain Trend	Covid (+) Census
		Days Inventory On Hand (DIOH)*	Re-supply	Utilization Compared to Previous Week	On Hand (CSS Inventory Locations)
BYD DE2322	(74553)				2878 Boxes (20 per Box) Avg Issue Last 7 Days – 24 Box/Day
MMM 1860	(3154)				15170 Boxes (20 per Box) Avg Issue Last 7 Days – 11 Box/Day
MMM 1860S	(8445)				5156 Boxes (20 per Box) Avg Issue Last 7 Days – 6 Box/Day
MMM 8210	(93837)				13470 Boxes (20 per Box) Avg Issue Last 7 Days – 2 Box/Day
MMM 8210Plus (94588)					No longer any stock available of this item. Will not be tracked in the future.
Non Conforming					Various UOMs Large Quantities

	Green	Yellow	Red
*DIOH	≥ 30 Days	29 – 15 Days	≤ 14 Days
Re-supply	<ul style="list-style-type: none"> We currently have at least a 30-day supply on hand. Allocated quantities were delivered last week. Current orders are expected to be delivered without quantity reductions. vendors confirmed. 	<ul style="list-style-type: none"> We currently have a 2-4 week supply on hand. May be on allocation with less than ordered quantities expected to be delivered. No alternative identified. 	<ul style="list-style-type: none"> Less than 2 week's inventory on hand. Allocation quantities on supplier/manufacture hold. No alternatives identified. No PO or deliver
**Covid (+) Census vs. Baseline (7/20)	< 10% increase	10-19% increase	≥ 20% from baseline

Supply Chain Trend	
	Higher
	Lower
	Steady





PPE & Census Weekly Snapshot – 11/28/22

Item	PPE Supply Chain		Supply Chain Trend	Covid (+) Census
	Days Inventory On Hand (DIOH)*	Re-supply	Utilization Compared to Previous Week	Percentage Increase over Baseline**
Masks N95	Green	Yellow	↑	Green
Masks (Surgical/Procedural)	Green	Green	↑	
Eyewear (Goggles/Glasses)	Green	Green	↔	
Face Shields	Green	Green	↑	
Gowns – Isolation	Green	Green	↑	
Gowns - Surgical	Green	Green	↓	
Gloves	Green	Yellow	↓	
Hand Soap	Green	Green	↔	
Hand Sanitizer	Green	Green	↔	
Surface Disinfectant	Green	Green	↓	




	Green	Yellow	Red
*DIOH	≥ 30 Days	29 – 15 Days	≤ 14 Days
Re-supply	<ul style="list-style-type: none"> We currently have at least a 30-day supply on hand. Allocated quantities were delivered las week. Current orders are expected to be delivered without quantity reductions. Alternative vendors confirmed. 	<ul style="list-style-type: none"> We currently have a 2-4 week supply on hand. May be on allocation with less than ordered quantities expected to be delivered. No alternative identified. 	<ul style="list-style-type: none"> Less than 2 week's inventory on hand. Allocation quantities on supplier/manufacturer hold. No alternatives identified. No PO or deliveries expected.
**Covid (+) Census vs. Baseline (7/20)	< 10% increase	10-19% increase	≥ 20% from baseline

Supply Chain Trend	
↑	Higher
↓	Lower
↔	Steady

N95 Weekly Snapshot – 11/21/2022

Item	PPE Supply Chain		Supply Chain Trend	Covid (+) Census
	Days Inventory On Hand (DIOH)*	Re-supply	Utilization Compared to Previous Week	On Hand (CSS Inventory Locations)
BYD DE2322 (74553)	Green	Yellow		3047 Boxes (20 per Box) Avg Issue Last 7 Days – 14 Box/Day
MMM 1860 (3154)	Green	Green		15228 Boxes (20 per Box) Avg Issue Last 7 Days – 11 Box/Day
MMM 1860S (8445)	Green	Green		5197 Boxes (20 per Box) Avg Issue Last 7 Days – 9 Box/Day
MMM 8210 (93837)	Green	Green		13483 Boxes (20 per Box) Avg Issue Last 7 Days – 2 Box/Day
MMM 8210Plus (94588)	Green	Green		No longer any stock available of this item. Will not be tracked in the future.
Non Conforming	Green	Green		Various UOMs Large Quantities

	Green	Yellow	Red
*DIOH	≥ 30 Days	29 – 15 Days	≤ 14 Days
Re-supply	<ul style="list-style-type: none"> We currently have at least a 30-day supply on hand. Allocated quantities were delivered last week. Current orders are expected to be delivered without quantity reductions. vendors confirmed. 	<ul style="list-style-type: none"> We currently have a 2-4 week supply on hand. May be on allocation with less than ordered quantities expected to be delivered. No alternative identified. 	<ul style="list-style-type: none"> Less than 2 week's inventory on hand. Allocation quantities on supplier/manufacture hold. No alternatives identified. No PO or deliver
**Covid (+) Census vs. Baseline (7/20)	< 10% increase	10-19% increase	≥ 20% from baseline

Supply Chain Trend	
	Higher
	Lower
	Steady





PPE & Census Weekly Snapshot – 11/21/22

Item	PPE Supply Chain		Supply Chain Trend	Covid (+) Census
	Days Inventory On Hand (DIOH)*	Re-supply	Utilization Compared to Previous Week	Percentage Increase over Baseline**
Masks N95	Green	Yellow	↑	Green
Masks (Surgical/Procedural)	Green	Green	↑	
Eyewear (Goggles/Glasses)	Green	Green	↓	
Face Shields	Green	Green	↑	
Gowns – Isolation	Green	Green	↓	
Gowns - Surgical	Green	Green	↑	
Gloves	Green	Yellow	↑	
Hand Soap	Green	Green	↔	
Hand Sanitizer	Green	Green	↔	
Surface Disinfectant	Green	Green	↑	




	Green	Yellow	Red
*DIOH	≥ 30 Days	29 – 15 Days	≤ 14 Days
Re-supply	<ul style="list-style-type: none"> We currently have at least a 30-day supply on hand. Allocated quantities were delivered las week. Current orders are expected to be delivered without quantity reductions. Alternative vendors confirmed. 	<ul style="list-style-type: none"> We currently have a 2-4 week supply on hand. May be on allocation with less than ordered quantities expected to be delivered. No alternative identified. 	<ul style="list-style-type: none"> Less than 2 week's inventory on hand. Allocation quantities on supplier/manufacturer hold. No alternatives identified. No PO or deliveries expected.
**Covid (+) Census vs. Baseline (7/20)	< 10% increase	10-19% increase	≥ 20% from baseline

Supply Chain Trend	
↑	Higher
↓	Lower
↔	Steady

N95 Weekly Snapshot – 11/14/2022

Item		PPE Supply Chain		Supply Chain Trend	Covid (+) Census
		Days Inventory On Hand (DIOH)*	Re-supply	Utilization Compared to Previous Week	On Hand (CSS Inventory Locations)
BYD DE2322	(74553)				2953 Boxes (20 per Box) Avg Issue Last 7 Days – 8 Box/Day
MMM 1860	(3154)				15198 Boxes (20 per Box) Avg Issue Last 7 Days – 8 Box/Day
MMM 1860S	(8445)				5165 Boxes (20 per Box) Avg Issue Last 7 Days – 7 Box/Day
MMM 8210	(93837)				13495 Boxes (20 per Box) Avg Issue Last 7 Days – 2 Box/Day
MMM 8210Plus (94588)					No longer any stock available of this item. Will not be tracked in the future.
Non Conforming					Various UOMs Large Quantities

	Green	Yellow	Red
*DIOH	≥ 30 Days	29 – 15 Days	≤ 14 Days
Re-supply	<ul style="list-style-type: none"> We currently have at least a 30-day supply on hand. Allocated quantities were delivered last week. Current orders are expected to be delivered without quantity reductions. vendors confirmed. 	<ul style="list-style-type: none"> We currently have a 2-4 week supply on hand. May be on allocation with less than ordered quantities expected to be delivered. No alternative identified. 	<ul style="list-style-type: none"> Less than 2 week's inventory on hand. Allocation quantities on supplier/manufacture hold. No alternatives identified. No PO or deliver
**Covid (+) Census vs. Baseline (7/20)	< 10% increase	10-19% increase	≥ 20% from baseline

Supply Chain Trend	
	Higher
	Lower
	Steady





PPE & Census Weekly Snapshot – 11/14/22

Item	PPE Supply Chain		Supply Chain Trend	Covid (+) Census
	Days Inventory On Hand (DIOH)*	Re-supply	Utilization Compared to Previous Week	Percentage Increase over Baseline**
Masks N95	Green	Yellow	↑	Green
Masks (Surgical/Procedural)	Green	Green	↑	
Eyewear (Goggles/Glasses)	Green	Green	↓	
Face Shields	Green	Green	↑	
Gowns – Isolation	Green	Green	↑	
Gowns - Surgical	Green	Green	↑	
Gloves	Green	Yellow	↑	
Hand Soap	Green	Green	↔	
Hand Sanitizer	Green	Green	↔	
Surface Disinfectant	Green	Green	↑	




	Green	Yellow	Red
*DIOH	≥ 30 Days	29 – 15 Days	≤ 14 Days
Re-supply	<ul style="list-style-type: none"> We currently have at least a 30-day supply on hand. Allocated quantities were delivered las week. Current orders are expected to be delivered without quantity reductions. Alternative vendors confirmed. 	<ul style="list-style-type: none"> We currently have a 2-4 week supply on hand. May be on allocation with less than ordered quantities expected to be delivered. No alternative identified. 	<ul style="list-style-type: none"> Less than 2 week's inventory on hand. Allocation quantities on supplier/manufacturer hold. No alternatives identified. No PO or deliveries expected.
**Covid (+) Census vs. Baseline (7/20)	< 10% increase	10-19% increase	≥ 20% from baseline

Supply Chain Trend	
↑	Higher
↓	Lower
↔	Steady

N95 Weekly Snapshot – 11/07/2022

Item	PPE Supply Chain		Supply Chain Trend	Covid (+) Census
	Days Inventory On Hand (DIOH)*	Re-supply	Utilization Compared to Previous Week	On Hand (CSS Inventory Locations)
BYD DE2322 (74553)	Green	Yellow		3012 Boxes (20 per Box) Avg Issue Last 7 Days – 18 Box/Day
MMM 1860 (3154)	Green	Green		15228 Boxes (20 per Box) Avg Issue Last 7 Days – 6 Box/Day
MMM 1860S (8445)	Green	Green		5193 Boxes (20 per Box) Avg Issue Last 7 Days – 6 Box/Day
MMM 8210 (93837)	Green	Green		13506 Boxes (20 per Box) Avg Issue Last 7 Days – 1 Box/Day
MMM 8210Plus (94588)	Green	Green		No longer any stock available of this item. Will not be tracked in the future.
Non Conforming	Green	Green		Various UOMs Large Quantities

	Green	Yellow	Red
*DIOH	≥ 30 Days	29 – 15 Days	≤ 14 Days
Re-supply	<ul style="list-style-type: none"> We currently have at least a 30-day supply on hand. Allocated quantities were delivered last week. Current orders are expected to be delivered without quantity reductions. vendors confirmed. 	<ul style="list-style-type: none"> We currently have a 2-4 week supply on hand. May be on allocation with less than ordered quantities expected to be delivered. No alternative identified. 	<ul style="list-style-type: none"> Less than 2 week's inventory on hand. Allocation quantities on supplier/manufacture hold. No alternatives identified. No PO or deliver
**Covid (+) Census vs. Baseline (7/20)	< 10% increase	10-19% increase	≥ 20% from baseline

Supply Chain Trend	
	Higher
	Lower
	Steady

PPE & Census Weekly Snapshot – 11/07/22

Item	PPE Supply Chain		Supply Chain Trend	Covid (+) Census
	Days Inventory On Hand (DIOH)*	Re-supply	Utilization Compared to Previous Week	Percentage Increase over Baseline**
Masks N95	Green	Yellow	↑	Green
Masks (Surgical/Procedural)	Green	Green	↓	
Eyewear (Goggles/Glasses)	Green	Green	↓	
Face Shields	Green	Green	↓	
Gowns – Isolation	Green	Green	↑	
Gowns - Surgical	Green	Green	↓	
Gloves	Green	Yellow	↑	
Hand Soap	Green	Green	↔	
Hand Sanitizer	Green	Green	↔	
Surface Disinfectant	Green	Green	↓	

	Green	Yellow	Red
*DIOH	≥ 30 Days	29 – 15 Days	≤ 14 Days
Re-supply	<ul style="list-style-type: none"> We currently have at least a 30-day supply on hand. Allocated quantities were delivered las week. Current orders are expected to be delivered without quantity reductions. Alternative vendors confirmed. 	<ul style="list-style-type: none"> We currently have a 2-4 week supply on hand. May be on allocation with less than ordered quantities expected to be delivered. No alternative identified. 	<ul style="list-style-type: none"> Less than 2 week's inventory on hand. Allocation quantities on supplier/manufacturer hold. No alternatives identified. No PO or deliveries expected.
**Covid (+) Census vs. Baseline (7/20)	< 10% increase	10-19% increase	≥ 20% from baseline

Supply Chain Trend	
↑	Higher
↓	Lower
↔	Steady

N95 Weekly Snapshot – 10/31/2022

Item	PPE Supply Chain		Supply Chain Trend	Covid (+) Census
	Days Inventory On Hand (DIOH)*	Re-supply	Utilization Compared to Previous Week	On Hand (CSS Inventory Locations)
BYD DE2322 (74553)				3139 Boxes (20 per Box) Avg Issue Last 7 Days – 9 Box/Day
MMM 1860 (3154)				15005 Boxes (20 per Box) Avg Issue Last 7 Days – 7 Box/Day
MMM 1860S (8445)				5102 Boxes (20 per Box) Avg Issue Last 7 Days – 7 Box/Day
MMM 8210 (93837)				13509 Boxes (20 per Box) Avg Issue Last 7 Days – 1 Box/Day
MMM 8210Plus (94588)				No longer any stock available of this item. Will not be tracked in the future.
Non Conforming				Various UOMs Large Quantities

	Green	Yellow	Red
*DIOH	≥ 30 Days	29 – 15 Days	≤ 14 Days
Re-supply	<ul style="list-style-type: none"> We currently have at least a 30-day supply on hand. Allocated quantities were delivered last week. Current orders are expected to be delivered without quantity reductions. vendors confirmed. 	<ul style="list-style-type: none"> We currently have a 2-4 week supply on hand. May be on allocation with less than ordered quantities expected to be delivered. No alternative identified. 	<ul style="list-style-type: none"> Less than 2 week's inventory on hand. Allocation quantities on supplier/manufacture hold. No alternatives identified. No PO or deliver
**Covid (+) Census vs. Baseline (7/20)	< 10% increase	10-19% increase	≥ 20% from baseline

Supply Chain Trend	
	Higher
	Lower
	Steady





PPE & Census Weekly Snapshot – 10/31/22

Item	PPE Supply Chain		Supply Chain Trend	Covid (+) Census
	Days Inventory On Hand (DIOH)*	Re-supply	Utilization Compared to Previous Week	Percentage Increase over Baseline**
Masks N95	Green	Yellow	↑	Green
Masks (Surgical/Procedural)	Green	Green	↓	
Eyewear (Goggles/Glasses)	Green	Green	↑	
Face Shields	Green	Green	↑	
Gowns – Isolation	Green	Green	↓	
Gowns - Surgical	Green	Green	↑	
Gloves	Green	Yellow	↓	
Hand Soap	Green	Green	↔	
Hand Sanitizer	Green	Green	↔	
Surface Disinfectant	Green	Green	↑	




	Green	Yellow	Red
*DIOH	≥ 30 Days	29 – 15 Days	≤ 14 Days
Re-supply	<ul style="list-style-type: none"> We currently have at least a 30-day supply on hand. Allocated quantities were delivered las week. Current orders are expected to be delivered without quantity reductions. Alternative vendors confirmed. 	<ul style="list-style-type: none"> We currently have a 2-4 week supply on hand. May be on allocation with less than ordered quantities expected to be delivered. No alternative identified. 	<ul style="list-style-type: none"> Less than 2 week's inventory on hand. Allocation quantities on supplier/manufacturer hold. No alternatives identified. No PO or deliveries expected.
**Covid (+) Census vs. Baseline (7/20)	< 10% increase	10-19% increase	≥ 20% from baseline

Supply Chain Trend	
↑	Higher
↓	Lower
↔	Steady

N95 Weekly Snapshot – 10/24/2022

Item		PPE Supply Chain		Supply Chain Trend	Covid (+) Census
		Days Inventory On Hand (DIOH)*	Re-supply	Utilization Compared to Previous Week	On Hand (CSS Inventory Locations)
BYD DE2322	(74553)				3200 Boxes (20 per Box) Avg Issue Last 7 Days – 9 Box/Day
MMM 1860	(3154)				15053 Boxes (20 per Box) Avg Issue Last 7 Days – 6 Box/Day
MMM 1860S	(8445)				5148 Boxes (20 per Box) Avg Issue Last 7 Days – 5 Box/Day
MMM 8210	(93837)				13519 Boxes (20 per Box) Avg Issue Last 7 Days – 1 Box/Day
MMM 8210Plus (94588)					No longer any stock available of this item. Will not be tracked in the future.
Non Conforming					Various UOMs Large Quantities

	Green	Yellow	Red
*DIOH	≥ 30 Days	29 – 15 Days	≤ 14 Days
Re-supply	<ul style="list-style-type: none"> We currently have at least a 30-day supply on hand. Allocated quantities were delivered last week. Current orders are expected to be delivered without quantity reductions. vendors confirmed. 	<ul style="list-style-type: none"> We currently have a 2-4 week supply on hand. May be on allocation with less than ordered quantities expected to be delivered. No alternative identified. 	<ul style="list-style-type: none"> Less than 2 week's inventory on hand. Allocation quantities on supplier/manufacture hold. No alternatives identified. No PO or deliver
**Covid (+) Census vs. Baseline (7/20)	< 10% increase	10-19% increase	≥ 20% from baseline

Supply Chain Trend	
	Higher
	Lower
	Steady

PPE & Census Weekly Snapshot – 10/24/22

Item	PPE Supply Chain		Supply Chain Trend	Covid (+) Census
	Days Inventory On Hand (DIOH)*	Re-supply	Utilization Compared to Previous Week	Percentage Increase over Baseline**
Masks N95	Green	Yellow	Down Arrow	Green
Masks (Surgical/Procedural)	Green	Green	Up Arrow	
Eyewear (Goggles/Glasses)	Green	Green	Steady Arrow	
Face Shields	Green	Green	Up Arrow	
Gowns – Isolation	Green	Green	Up Arrow	
Gowns - Surgical	Green	Green	Down Arrow	
Gloves	Green	Yellow	Down Arrow	
Hand Soap	Green	Green	Steady Arrow	
Hand Sanitizer	Green	Green	Steady Arrow	
Surface Disinfectant	Green	Green	Down Arrow	

	Green	Yellow	Red
*DIOH	≥ 30 Days	29 – 15 Days	≤ 14 Days
Re-supply	<ul style="list-style-type: none"> We currently have at least a 30-day supply on hand. Allocated quantities were delivered las week. Current orders are expected to be delivered without quantity reductions. Alternative vendors confirmed. 	<ul style="list-style-type: none"> We currently have a 2-4 week supply on hand. May be on allocation with less than ordered quantities expected to be delivered. No alternative identified. 	<ul style="list-style-type: none"> Less than 2 week's inventory on hand. Allocation quantities on supplier/manufacturer hold. No alternatives identified. No PO or deliveries expected.
**Covid (+) Census vs. Baseline (7/20)	< 10% increase	10-19% increase	≥ 20% from baseline

Supply Chain Trend	
Up Arrow	Higher
Down Arrow	Lower
Steady Arrow	Steady

N95 Weekly Snapshot – 10/17/2022

Item	PPE Supply Chain		Supply Chain Trend	Covid (+) Census
	Days Inventory On Hand (DIOH)*	Re-supply	Utilization Compared to Previous Week	On Hand (CSS Inventory Locations)
BYD DE2322 (74553)	Green	Yellow		3264 Boxes (20 per Box) Avg Issue Last 7 Days – 17 Box/Day
MMM 1860 (3154)	Green	Green		7597 Boxes (20 per Box) Avg Issue Last 7 Days – 6 Box/Day
MMM 1860S (8445)	Green	Green		5182 Boxes (20 per Box) Avg Issue Last 7 Days – 7 Box/Day
MMM 8210 (93837)	Green	Green		13206 Boxes (20 per Box) Avg Issue Last 7 Days – 2 Box/Day
MMM 8210Plus (94588)	Green	Green		No longer any stock available of this item. Will not be tracked in the future.
Non Conforming	Green	Green		Various UOMs Large Quantities

	Green	Yellow	Red
*DIOH	≥ 30 Days	29 – 15 Days	≤ 14 Days
Re-supply	<ul style="list-style-type: none"> We currently have at least a 30-day supply on hand. Allocated quantities were delivered last week. Current orders are expected to be delivered without quantity reductions. vendors confirmed. 	<ul style="list-style-type: none"> We currently have a 2-4 week supply on hand. May be on allocation with less than ordered quantities expected to be delivered. No alternative identified. 	<ul style="list-style-type: none"> Less than 2 week's inventory on hand. Allocation quantities on supplier/manufacture hold. No alternatives identified. No PO or deliver
**Covid (+) Census vs. Baseline (7/20)	< 10% increase	10-19% increase	≥ 20% from baseline

Supply Chain Trend	
	Higher
	Lower
	Steady

PPE & Census Weekly Snapshot – 10/17/22

Item	PPE Supply Chain		Supply Chain Trend	Covid (+) Census
	Days Inventory On Hand (DIOH)*	Re-supply	Utilization Compared to Previous Week	Percentage Increase over Baseline**
Masks N95	Green	Yellow	↑	Green
Masks (Surgical/Procedural)	Green	Green	↓	
Eyewear (Goggles/Glasses)	Green	Green	↓	
Face Shields	Green	Green	↓	
Gowns – Isolation	Green	Green	↓	
Gowns - Surgical	Green	Green	↓	
Gloves	Green	Yellow	↓	
Hand Soap	Green	Green	↔	
Hand Sanitizer	Green	Green	↔	
Surface Disinfectant	Green	Green	↓	

	Green	Yellow	Red
*DIOH	≥ 30 Days	29 – 15 Days	≤ 14 Days
Re-supply	<ul style="list-style-type: none"> We currently have at least a 30-day supply on hand. Allocated quantities were delivered las week. Current orders are expected to be delivered without quantity reductions. Alternative vendors confirmed. 	<ul style="list-style-type: none"> We currently have a 2-4 week supply on hand. May be on allocation with less than ordered quantities expected to be delivered. No alternative identified. 	<ul style="list-style-type: none"> Less than 2 week's inventory on hand. Allocation quantities on supplier/manufacturer hold. No alternatives identified. No PO or deliveries expected.
**Covid (+) Census vs. Baseline (7/20)	< 10% increase	10-19% increase	≥ 20% from baseline

Supply Chain Trend	
↑	Higher
↓	Lower
↔	Steady

N95 Weekly Snapshot – 10/10/2022

Item		PPE Supply Chain		Supply Chain Trend	Covid (+) Census
		Days Inventory On Hand (DIOH)*	Re-supply	Utilization Compared to Previous Week	On Hand (CSS Inventory Locations)
BYD DE2322	(74553)	Green	Yellow		3382 Boxes (20 per Box) Avg Issue Last 7 Days – 17 Box/Day
MMM 1860	(3154)	Green	Green		7614 Boxes (20 per Box) Avg Issue Last 7 Days – 5 Box/Day
MMM 1860S	(8445)	Green	Green		5205 Boxes (20 per Box) Avg Issue Last 7 Days – 9 Box/Day
MMM 8210	(93837)	Green	Green		13217 Boxes (20 per Box) Avg Issue Last 7 Days – 2 Box/Day
MMM 8210Plus	(94588)	Green	Green		No longer any stock available of this item. Will not be tracked in the future.
Non Conforming		Green	Green		Various UOMs Large Quantities

	Green	Yellow	Red
*DIOH	≥ 30 Days	29 – 15 Days	≤ 14 Days
Re-supply	<ul style="list-style-type: none"> We currently have at least a 30-day supply on hand. Allocated quantities were delivered last week. Current orders are expected to be delivered without quantity reductions. vendors confirmed. 	<ul style="list-style-type: none"> We currently have a 2-4 week supply on hand. May be on allocation with less than ordered quantities expected to be delivered. No alternative identified. 	<ul style="list-style-type: none"> Less than 2 week's inventory on hand. Allocation quantities on supplier/manufacture hold. No alternatives identified. No PO or deliver
**Covid (+) Census vs. Baseline (7/20)	< 10% increase	10-19% increase	≥ 20% from baseline

Supply Chain Trend	
	Higher
	Lower
	Steady





PPE & Census Weekly Snapshot – 10/10/22

Item	PPE Supply Chain		Supply Chain Trend	Covid (+) Census
	Days Inventory On Hand (DIOH)*	Re-supply	Utilization Compared to Previous Week	Percentage Increase over Baseline**
Masks N95	Green	Yellow	↔	Green
Masks (Surgical/Procedural)	Green	Green	↑	
Eyewear (Goggles/Glasses)	Green	Green	↓	
Face Shields	Green	Green	↑	
Gowns – Isolation	Green	Green	↓	
Gowns - Surgical	Green	Green	↔	
Gloves	Green	Yellow	↓	
Hand Soap	Green	Green	↔	
Hand Sanitizer	Green	Green	↑	
Surface Disinfectant	Green	Green	↔	




	Green	Yellow	Red
*DIOH	≥ 30 Days	29 – 15 Days	≤ 14 Days
Re-supply	<ul style="list-style-type: none"> We currently have at least a 30-day supply on hand. Allocated quantities were delivered las week. Current orders are expected to be delivered without quantity reductions. Alternative vendors confirmed. 	<ul style="list-style-type: none"> We currently have a 2-4 week supply on hand. May be on allocation with less than ordered quantities expected to be delivered. No alternative identified. 	<ul style="list-style-type: none"> Less than 2 week's inventory on hand. Allocation quantities on supplier/manufacturer hold. No alternatives identified. No PO or deliveries expected.
**Covid (+) Census vs. Baseline (7/20)	< 10% increase	10-19% increase	≥ 20% from baseline

Supply Chain Trend	
↑	Higher
↓	Lower
↔	Steady

N95 Weekly Snapshot – 10/03/2022

Item	PPE Supply Chain		Supply Chain Trend	Covid (+) Census
	Days Inventory On Hand (DIOH)*	Re-supply	Utilization Compared to Previous Week	On Hand (CSS Inventory Locations)
BYD DE2322 (74553)	Green	Yellow		3212 Boxes (20 per Box) Avg Issue Last 7 Days – 17 Box/Day
MMM 1860 (3154)	Green	Green		7649 Boxes (20 per Box) Avg Issue Last 7 Days – 7 Box/Day
MMM 1860S (8445)	Green	Green		5265 Boxes (20 per Box) Avg Issue Last 7 Days – 10 Box/Day
MMM 8210 (93837)	Green	Green		13,232 Boxes (20 per Box) Avg Issue Last 7 Days – 1 Box/Day
MMM 8210Plus (94588)	Green	Green		No longer any stock available of this item. Will not be tracked in the future.
Non Conforming	Green	Green		Various UOMs Large Quantities

	Green	Yellow	Red
*DIOH	≥ 30 Days	29 – 15 Days	≤ 14 Days
Re-supply	<ul style="list-style-type: none"> We currently have at least a 30-day supply on hand. Allocated quantities were delivered last week. Current orders are expected to be delivered without quantity reductions. vendors confirmed. 	<ul style="list-style-type: none"> We currently have a 2-4 week supply on hand. May be on allocation with less than ordered quantities expected to be delivered. No alternative identified. 	<ul style="list-style-type: none"> Less than 2 week's inventory on hand. Allocation quantities on supplier/manufacture hold. No alternatives identified. No PO or deliver
**Covid (+) Census vs. Baseline (7/20)	< 10% increase	10-19% increase	≥ 20% from baseline

Supply Chain Trend	
	Higher
	Lower
	Steady





PPE & Census Weekly Snapshot – 10/03/22

Item	PPE Supply Chain		Supply Chain Trend	Covid (+) Census
	Days Inventory On Hand (DIOH)*	Re-supply	Utilization Compared to Previous Week	Percentage Increase over Baseline**
Masks N95	Green	Yellow	↑	Green
Masks (Surgical/Procedural)	Green	Green	↓	
Eyewear (Goggles/Glasses)	Green	Green	↑	
Face Shields	Green	Green	↓	
Gowns – Isolation	Green	Green	↑	
Gowns - Surgical	Green	Green	↓	
Gloves	Green	Yellow	↑	
Hand Soap	Green	Green	↔	
Hand Sanitizer	Green	Green	↑	
Surface Disinfectant	Green	Green	↔	




	Green	Yellow	Red
*DIOH	≥ 30 Days	29 – 15 Days	≤ 14 Days
Re-supply	<ul style="list-style-type: none"> We currently have at least a 30-day supply on hand. Allocated quantities were delivered las week. Current orders are expected to be delivered without quantity reductions. Alternative vendors confirmed. 	<ul style="list-style-type: none"> We currently have a 2-4 week supply on hand. May be on allocation with less than ordered quantities expected to be delivered. No alternative identified. 	<ul style="list-style-type: none"> Less than 2 week's inventory on hand. Allocation quantities on supplier/manufacturer hold. No alternatives identified. No PO or deliveries expected.
**Covid (+) Census vs. Baseline (7/20)	< 10% increase	10-19% increase	≥ 20% from baseline

Supply Chain Trend	
↑	Higher
↓	Lower
↔	Steady

N95 Weekly Snapshot – 09/26/2022

Item	PPE Supply Chain		Supply Chain Trend	Covid (+) Census
	Days Inventory On Hand (DIOH)*	Re-supply	Utilization Compared to Previous Week	On Hand (CSS Inventory Locations)
BYD DE2322 (74553)	Green	Yellow		3332 Boxes (20 per Box) Avg Issue Last 7 Days – 13 Box/Day
MMM 1860 (3154)	Green	Green		7663 Boxes (20 per Box) Avg Issue Last 7 Days – 9 Box/Day
MMM 1860S (8445)	Green	Green		5294 Boxes (20 per Box) Avg Issue Last 7 Days – 6 Box/Day
MMM 8210 (93837)	Green	Green		13,236 Boxes (20 per Box) Avg Issue Last 7 Days – 1 Box/Day
MMM 8210Plus (94588)	Green	Green		No longer any stock available of this item. Will not be tracked in the future.
Non Conforming	Green	Green		Various UOMs Large Quantities

	Green	Yellow	Red
*DIOH	≥ 30 Days	29 – 15 Days	≤ 14 Days
Re-supply	<ul style="list-style-type: none"> We currently have at least a 30-day supply on hand. Allocated quantities were delivered last week. Current orders are expected to be delivered without quantity reductions. vendors confirmed. 	<ul style="list-style-type: none"> We currently have a 2-4 week supply on hand. May be on allocation with less than ordered quantities expected to be delivered. No alternative identified. 	<ul style="list-style-type: none"> Less than 2 week's inventory on hand. Allocation quantities on supplier/manufacture hold. No alternatives identified. No PO or deliver
**Covid (+) Census vs. Baseline (7/20)	< 10% increase	10-19% increase	≥ 20% from baseline

Supply Chain Trend	
	Higher
	Lower
	Steady





PPE & Census Weekly Snapshot – 09/26/22

Item	PPE Supply Chain		Supply Chain Trend	Covid (+) Census
	Days Inventory On Hand (DIOH)*	Re-supply	Utilization Compared to Previous Week	Percentage Increase over Baseline**
Masks N95	Green	Yellow	Down Arrow	Green
Masks (Surgical/Procedural)	Green	Green	Up Arrow	
Eyewear (Goggles/Glasses)	Green	Green	Up Arrow	
Face Shields	Green	Green	Down Arrow	
Gowns – Isolation	Green	Green	Down Arrow	
Gowns - Surgical	Green	Green	Up Arrow	
Gloves	Green	Yellow	Down Arrow	
Hand Soap	Green	Green	Down Arrow	
Hand Sanitizer	Green	Green	Down Arrow	
Surface Disinfectant	Green	Green	Down Arrow	




	Green	Yellow	Red
*DIOH	≥ 30 Days	29 – 15 Days	≤ 14 Days
Re-supply	<ul style="list-style-type: none"> We currently have at least a 30-day supply on hand. Allocated quantities were delivered las week. Current orders are expected to be delivered without quantity reductions. Alternative vendors confirmed. 	<ul style="list-style-type: none"> We currently have a 2-4 week supply on hand. May be on allocation with less than ordered quantities expected to be delivered. No alternative identified. 	<ul style="list-style-type: none"> Less than 2 week's inventory on hand. Allocation quantities on supplier/manufacturer hold. No alternatives identified. No PO or deliveries expected.
**Covid (+) Census vs. Baseline (7/20)	< 10% increase	10-19% increase	≥ 20% from baseline

Supply Chain Trend	
Up Arrow	Higher
Down Arrow	Lower
Double Arrow	Steady

N95 Weekly Snapshot – 09/19/2022

Item		PPE Supply Chain		Supply Chain Trend	Covid (+) Census
		Days Inventory On Hand (DIOH)*	Re-supply	Utilization Compared to Previous Week	On Hand (CSS Inventory Locations)
BYD DE2322	(74553)				22361 Boxes (20 per Box) Avg Issue Last 7 Days – 22 Box/Day
MMM 1860	(3154)				7677 Boxes (20 per Box) Avg Issue Last 7 Days – 6 Box/Day
MMM 1860S	(8445)				5275 Boxes (20 per Box) Avg Issue Last 7 Days – 5 Box/Day
MMM 8210	(93837)				13,242 Boxes (20 per Box) Avg Issue Last 7 Days – 1 Box/Day
MMM 8210Plus (94588)					No longer any stock available of this item. Will not be tracked in the future.
Non Conforming					Various UOMs Large Quantities

	Green	Yellow	Red
*DIOH	≥ 30 Days	29 – 15 Days	≤ 14 Days
Re-supply	<ul style="list-style-type: none"> We currently have at least a 30-day supply on hand. Allocated quantities were delivered last week. Current orders are expected to be delivered without quantity reductions. vendors confirmed. 	<ul style="list-style-type: none"> We currently have a 2-4 week supply on hand. May be on allocation with less than ordered quantities expected to be delivered. No alternative identified. 	<ul style="list-style-type: none"> Less than 2 week's inventory on hand. Allocation quantities on supplier/manufacture hold. No alternatives identified. No PO or deliver
**Covid (+) Census vs. Baseline (7/20)	< 10% increase	10-19% increase	≥ 20% from baseline

Supply Chain Trend	
	Higher
	Lower
	Steady





PPE & Census Weekly Snapshot – 09/19/22

Item	PPE Supply Chain		Supply Chain Trend	Covid (+) Census
	Days Inventory On Hand (DIOH)*	Re-supply	Utilization Compared to Previous Week	Percentage Increase over Baseline**
Masks N95	Green	Yellow	↑	Green
Masks (Surgical/Procedural)	Green	Green	↑	
Eyewear (Goggles/Glasses)	Green	Green	↑	
Face Shields	Green	Green	↓	
Gowns – Isolation	Green	Green	↑	
Gowns - Surgical	Green	Green	↑	
Gloves	Green	Yellow	↑	
Hand Soap	Green	Green	↔	
Hand Sanitizer	Green	Green	↔	
Surface Disinfectant	Green	Green	↔	




	Green	Yellow	Red
*DIOH	≥ 30 Days	29 – 15 Days	≤ 14 Days
Re-supply	<ul style="list-style-type: none"> We currently have at least a 30-day supply on hand. Allocated quantities were delivered las week. Current orders are expected to be delivered without quantity reductions. Alternative vendors confirmed. 	<ul style="list-style-type: none"> We currently have a 2-4 week supply on hand. May be on allocation with less than ordered quantities expected to be delivered. No alternative identified. 	<ul style="list-style-type: none"> Less than 2 week's inventory on hand. Allocation quantities on supplier/manufacturer hold. No alternatives identified. No PO or deliveries expected.
**Covid (+) Census vs. Baseline (7/20)	< 10% increase	10-19% increase	≥ 20% from baseline

Supply Chain Trend	
↑	Higher
↓	Lower
↔	Steady

N95 Weekly Snapshot – 09/12/2022

Item		PPE Supply Chain		Supply Chain Trend	Covid (+) Census
		Days Inventory On Hand (DIOH)*	Re-supply	Utilization Compared to Previous Week	On Hand (CSS Inventory Locations)
BYD DE2322	(74553)				2512 Boxes (20 per Box) Avg Issue Last 7 Days – 18 Box/Day
MMM 1860	(3154)				7559 Boxes (20 per Box) Avg Issue Last 7 Days – 5 Box/Day
MMM 1860S	(8445)				4923 Boxes (20 per Box) Avg Issue Last 7 Days – 8 Box/Day
MMM 8210	(93837)				13,249 Boxes (20 per Box) Avg Issue Last 7 Days – 2 Box/Day
MMM 8210Plus (94588)					No longer any stock available of this item. Will not be tracked in the future.
Non Conforming					Various UOMs Large Quantities

	Green	Yellow	Red
*DIOH	≥ 30 Days	29 – 15 Days	≤ 14 Days
Re-supply	<ul style="list-style-type: none"> We currently have at least a 30-day supply on hand. Allocated quantities were delivered last week. Current orders are expected to be delivered without quantity reductions. vendors confirmed. 	<ul style="list-style-type: none"> We currently have a 2-4 week supply on hand. May be on allocation with less than ordered quantities expected to be delivered. No alternative identified. 	<ul style="list-style-type: none"> Less than 2 week's inventory on hand. Allocation quantities on supplier/manufacture hold. No alternatives identified. No PO or deliver
**Covid (+) Census vs. Baseline (7/20)	< 10% increase	10-19% increase	≥ 20% from baseline

Supply Chain Trend	
	Higher
	Lower
	Steady

PPE & Census Weekly Snapshot – 09/12/22

Item	PPE Supply Chain		Supply Chain Trend	Covid (+) Census
	Days Inventory On Hand (DIOH)*	Re-supply	Utilization Compared to Previous Week	Percentage Increase over Baseline**
Masks N95	Green	Yellow	Down Arrow	Green
Masks (Surgical/Procedural)	Green	Green	Up Arrow	
Eyewear (Goggles/Glasses)	Green	Green	Down Arrow	
Face Shields	Green	Green	Up Arrow	
Gowns – Isolation	Green	Green	Down Arrow	
Gowns - Surgical	Green	Green	Steady	
Gloves	Green	Yellow	Down Arrow	
Hand Soap	Green	Green	Steady	
Hand Sanitizer	Green	Green	Steady	
Surface Disinfectant	Green	Green	Down Arrow	

	Green	Yellow	Red
*DIOH	≥ 30 Days	29 – 15 Days	≤ 14 Days
Re-supply	<ul style="list-style-type: none"> We currently have at least a 30-day supply on hand. Allocated quantities were delivered las week. Current orders are expected to be delivered without quantity reductions. Alternative vendors confirmed. 	<ul style="list-style-type: none"> We currently have a 2-4 week supply on hand. May be on allocation with less than ordered quantities expected to be delivered. No alternative identified. 	<ul style="list-style-type: none"> Less than 2 week's inventory on hand. Allocation quantities on supplier/manufacturer hold. No alternatives identified. No PO or deliveries expected.
**Covid (+) Census vs. Baseline (7/20)	< 10% increase	10-19% increase	≥ 20% from baseline

Supply Chain Trend	
Up Arrow	Higher
Down Arrow	Lower
Steady	Steady

N95 Weekly Snapshot – 09/05/2022

Item		PPE Supply Chain		Supply Chain Trend	Covid (+) Census
		Days Inventory On Hand (DIOH)*	Re-supply	Utilization Compared to Previous Week	On Hand (CSS Inventory Locations)
BYD DE2322	(74553)				22635 Boxes (20 per Box) Avg Issue Last 7 Days – 16 Box/Day
MMM 1860	(3154)				7546 Boxes (20 per Box) Avg Issue Last 7 Days – 10 Box/Day
MMM 1860S	(8445)				4950 Boxes (20 per Box) Avg Issue Last 7 Days – 6 Box/Day
MMM 8210	(93837)				13,264 Boxes (20 per Box) Avg Issue Last 7 Days – 4 Box/Day
MMM 8210Plus (94588)					No longer any stock available of this item. Will not be tracked in the future.
Non Conforming					Various UOMs Large Quantities

	Green	Yellow	Red
*DIOH	≥ 30 Days	29 – 15 Days	≤ 14 Days
Re-supply	<ul style="list-style-type: none"> We currently have at least a 30-day supply on hand. Allocated quantities were delivered last week. Current orders are expected to be delivered without quantity reductions. vendors confirmed. 	<ul style="list-style-type: none"> We currently have a 2-4 week supply on hand. May be on allocation with less than ordered quantities expected to be delivered. No alternative identified. 	<ul style="list-style-type: none"> Less than 2 week's inventory on hand. Allocation quantities on supplier/manufacture hold. No alternatives identified. No PO or deliver
**Covid (+) Census vs. Baseline (7/20)	< 10% increase	10-19% increase	≥ 20% from baseline

Supply Chain Trend	
	Higher
	Lower
	Steady





PPE & Census Weekly Snapshot – 09/05/22

Item	PPE Supply Chain		Supply Chain Trend	Covid (+) Census
	Days Inventory On Hand (DIOH)*	Re-supply	Utilization Compared to Previous Week	Percentage Increase over Baseline**
Masks N95	Green	Yellow	Red Up Arrow	Green
Masks (Surgical/Procedural)	Green	Green	Green Down Arrow	
Eyewear (Goggles/Glasses)	Green	Green	Green Down Arrow	
Face Shields	Green	Green	Red Up Arrow	
Gowns – Isolation	Green	Green	Green Down Arrow	
Gowns - Surgical	Green	Green	Blue Double Arrow	
Gloves	Green	Yellow	Red Up Arrow	
Hand Soap	Green	Green	Blue Double Arrow	
Hand Sanitizer	Green	Green	Blue Double Arrow	
Surface Disinfectant	Green	Green	Green Down Arrow	




	Green	Yellow	Red
*DIOH	≥ 30 Days	29 – 15 Days	≤ 14 Days
Re-supply	<ul style="list-style-type: none"> We currently have at least a 30-day supply on hand. Allocated quantities were delivered las week. Current orders are expected to be delivered without quantity reductions. Alternative vendors confirmed. 	<ul style="list-style-type: none"> We currently have a 2-4 week supply on hand. May be on allocation with less than ordered quantities expected to be delivered. No alternative identified. 	<ul style="list-style-type: none"> Less than 2 week's inventory on hand. Allocation quantities on supplier/manufacturer hold. No alternatives identified. No PO or deliveries expected.
**Covid (+) Census vs. Baseline (7/20)	< 10% increase	10-19% increase	≥ 20% from baseline

Supply Chain Trend	
Red Up Arrow	Higher
Green Down Arrow	Lower
Blue Double Arrow	Steady

N95 Weekly Snapshot – 08/29/2022

Item		PPE Supply Chain		Supply Chain Trend	Covid (+) Census
		Days Inventory On Hand (DIOH)*	Re-supply	Utilization Compared to Previous Week	On Hand (CSS Inventory Locations)
BYD DE2322	(74553)				2743 Boxes (20 per Box) Avg Issue Last 7 Days – 18 Box/Day
MMM 1860	(3154)				7551 Boxes (20 per Box) Avg Issue Last 7 Days – 5 Box/Day
MMM 1860S	(8445)				4875 Boxes (20 per Box) Avg Issue Last 7 Days – 7 Box/Day
MMM 8210	(93837)				13,292 Boxes (20 per Box) Avg Issue Last 7 Days – 7 Box/Day
MMM 8210Plus (94588)					No longer any stock available of this item. Will not be tracked in the future.
Non Conforming					Various UOMs Large Quantities

	Green	Yellow	Red
*DIOH	≥ 30 Days	29 – 15 Days	≤ 14 Days
Re-supply	<ul style="list-style-type: none"> We currently have at least a 30-day supply on hand. Allocated quantities were delivered last week. Current orders are expected to be delivered without quantity reductions. vendors confirmed. 	<ul style="list-style-type: none"> We currently have a 2-4 week supply on hand. May be on allocation with less than ordered quantities expected to be delivered. No alternative identified. 	<ul style="list-style-type: none"> Less than 2 week's inventory on hand. Allocation quantities on supplier/manufacture hold. No alternatives identified. No PO or deliver
**Covid (+) Census vs. Baseline (7/20)	< 10% increase	10-19% increase	≥ 20% from baseline

Supply Chain Trend	
	Higher
	Lower
	Steady





PPE & Census Weekly Snapshot – 08/29/22

Item	PPE Supply Chain		Supply Chain Trend	Covid (+) Census
	Days Inventory On Hand (DIOH)*	Re-supply	Utilization Compared to Previous Week	Percentage Increase over Baseline**
Masks N95	Green	Yellow	Down Arrow	Green
Masks (Surgical/Procedural)	Green	Green	Up Arrow	
Eyewear (Goggles/Glasses)	Green	Green	Up Arrow	
Face Shields	Green	Green	Up Arrow	
Gowns – Isolation	Green	Green	Up Arrow	
Gowns - Surgical	Green	Green	Steady	
Gloves	Green	Yellow	Up Arrow	
Hand Soap	Green	Green	Steady	
Hand Sanitizer	Green	Green	Steady	
Surface Disinfectant	Green	Green	Up Arrow	




	Green	Yellow	Red
*DIOH	≥ 30 Days	29 – 15 Days	≤ 14 Days
Re-supply	<ul style="list-style-type: none"> We currently have at least a 30-day supply on hand. Allocated quantities were delivered las week. Current orders are expected to be delivered without quantity reductions. Alternative vendors confirmed. 	<ul style="list-style-type: none"> We currently have a 2-4 week supply on hand. May be on allocation with less than ordered quantities expected to be delivered. No alternative identified. 	<ul style="list-style-type: none"> Less than 2 week's inventory on hand. Allocation quantities on supplier/manufacturer hold. No alternatives identified. No PO or deliveries expected.
**Covid (+) Census vs. Baseline (7/20)	< 10% increase	10-19% increase	≥ 20% from baseline

Supply Chain Trend	
Up Arrow	Higher
Down Arrow	Lower
Steady Arrow	Steady

N95 Weekly Snapshot – 08/22/2022

Item		PPE Supply Chain		Supply Chain Trend	Covid (+) Census
		Days Inventory On Hand (DIOH)*	Re-supply	Utilization Compared to Previous Week	On Hand (CSS Inventory Locations)
BYD DE2322	(74553)				2765 Boxes (20 per Box) Avg Issue Last 7 Days – 28 Box/Day
MMM 1860	(3154)				7566 Boxes (20 per Box) Avg Issue Last 7 Days – 7 Box/Day
MMM 1860S	(8445)				4861 Boxes (20 per Box) Avg Issue Last 7 Days – 6 Box/Day
MMM 8210	(93837)				13,340 Boxes (20 per Box) Avg Issue Last 7 Days – 4 Box/Day
MMM 8210Plus (94588)					No longer any stock available of this item. Will not be tracked in the future.
Non Conforming					Various UOMs Large Quantities

	Green	Yellow	Red
*DIOH	≥ 30 Days	29 – 15 Days	≤ 14 Days
Re-supply	<ul style="list-style-type: none"> We currently have at least a 30-day supply on hand. Allocated quantities were delivered last week. Current orders are expected to be delivered without quantity reductions. vendors confirmed. 	<ul style="list-style-type: none"> We currently have a 2-4 week supply on hand. May be on allocation with less than ordered quantities expected to be delivered. No alternative identified. 	<ul style="list-style-type: none"> Less than 2 week's inventory on hand. Allocation quantities on supplier/manufacture hold. No alternatives identified. No PO or deliver
**Covid (+) Census vs. Baseline (7/20)	< 10% increase	10-19% increase	≥ 20% from baseline

Supply Chain Trend	
	Higher
	Lower
	Steady





PPE & Census Weekly Snapshot – 08/22/22

Item	PPE Supply Chain		Supply Chain Trend	Covid (+) Census
	Days Inventory On Hand (DIOH)*	Re-supply	Utilization Compared to Previous Week	Percentage Increase over Baseline**
Masks N95	Green	Yellow	↑	Green
Masks (Surgical/Procedural)	Green	Green	↑	
Eyewear (Goggles/Glasses)	Green	Green	↓	
Face Shields	Green	Green	↑	
Gowns – Isolation	Green	Green	↓	
Gowns - Surgical	Green	Green	↓	
Gloves	Green	Yellow	↓	
Hand Soap	Green	Green	↓	
Hand Sanitizer	Green	Green	↓	
Surface Disinfectant	Green	Green	↓	




	Green	Yellow	Red
*DIOH	≥ 30 Days	29 – 15 Days	≤ 14 Days
Re-supply	<ul style="list-style-type: none"> We currently have at least a 30-day supply on hand. Allocated quantities were delivered las week. Current orders are expected to be delivered without quantity reductions. Alternative vendors confirmed. 	<ul style="list-style-type: none"> We currently have a 2-4 week supply on hand. May be on allocation with less than ordered quantities expected to be delivered. No alternative identified. 	<ul style="list-style-type: none"> Less than 2 week's inventory on hand. Allocation quantities on supplier/manufacturer hold. No alternatives identified. No PO or deliveries expected.
**Covid (+) Census vs. Baseline (7/20)	< 10% increase	10-19% increase	≥ 20% from baseline

Supply Chain Trend	
↑	Higher
↓	Lower
↔	Steady

N95 Weekly Snapshot – 08/15/2022

Item		PPE Supply Chain		Supply Chain Trend	Covid (+) Census
		Days Inventory On Hand (DIOH)*	Re-supply	Utilization Compared to Previous Week	On Hand (CSS Inventory Locations)
BYD DE2322	(74553)				2959 Boxes (20 per Box) Avg Issue Last 7 Days – 29 Box/Day
MMM 1860	(3154)				7611 Boxes (20 per Box) Avg Issue Last 7 Days – 14 Box/Day
MMM 1860S	(8445)				4902 Boxes (20 per Box) Avg Issue Last 7 Days – 14 Box/Day
MMM 8210	(93837)				13,367 Boxes (20 per Box) Avg Issue Last 7 Days – 4 Box/Day
MMM 8210Plus (94588)					No longer any stock available of this item. Will not be tracked in the future.
Non Conforming					Various UOMs Large Quantities

	Green	Yellow	Red
*DIOH	≥ 30 Days	29 – 15 Days	≤ 14 Days
Re-supply	<ul style="list-style-type: none"> We currently have at least a 30-day supply on hand. Allocated quantities were delivered last week. Current orders are expected to be delivered without quantity reductions. vendors confirmed. 	<ul style="list-style-type: none"> We currently have a 2-4 week supply on hand. May be on allocation with less than ordered quantities expected to be delivered. No alternative identified. 	<ul style="list-style-type: none"> Less than 2 week's inventory on hand. Allocation quantities on supplier/manufacture hold. No alternatives identified. No PO or deliver
**Covid (+) Census vs. Baseline (7/20)	< 10% increase	10-19% increase	≥ 20% from baseline

Supply Chain Trend	
	Higher
	Lower
	Steady

PPE & Census Weekly Snapshot – 08/15/22

Item	PPE Supply Chain		Supply Chain Trend	Covid (+) Census
	Days Inventory On Hand (DIOH)*	Re-supply	Utilization Compared to Previous Week	Percentage Increase over Baseline**
Masks N95	Green	Yellow	↑	Green
Masks (Surgical/Procedural)	Green	Green	↑	
Eyewear (Goggles/Glasses)	Green	Green	↓	
Face Shields	Green	Green	↑	
Gowns – Isolation	Green	Green	↑	
Gowns - Surgical	Green	Green	↔	
Gloves	Green	Yellow	↑	
Hand Soap	Green	Green	↑	
Hand Sanitizer	Green	Green	↑	
Surface Disinfectant	Green	Green	↓	

	Green	Yellow	Red
*DIOH	≥ 30 Days	29 – 15 Days	≤ 14 Days
Re-supply	<ul style="list-style-type: none"> We currently have at least a 30-day supply on hand. Allocated quantities were delivered las week. Current orders are expected to be delivered without quantity reductions. Alternative vendors confirmed. 	<ul style="list-style-type: none"> We currently have a 2-4 week supply on hand. May be on allocation with less than ordered quantities expected to be delivered. No alternative identified. 	<ul style="list-style-type: none"> Less than 2 week's inventory on hand. Allocation quantities on supplier/manufacturer hold. No alternatives identified. No PO or deliveries expected.
**Covid (+) Census vs. Baseline (7/20)	< 10% increase	10-19% increase	≥ 20% from baseline

Supply Chain Trend	
↑	Higher
↓	Lower
↔	Steady

N95 Weekly Snapshot – 08/08/2022

Item		PPE Supply Chain		Supply Chain Trend	Covid (+) Census
		Days Inventory On Hand (DIOH)*	Re-supply	Utilization Compared to Previous Week	On Hand (CSS Inventory Locations)
BYD DE2322	(74553)				3162 Boxes (20 per Box) Avg Issue Last 7 Days – 25 Box/Day
MMM 1860	(3154)				7367 Boxes (20 per Box) Avg Issue Last 7 Days – 16 Box/Day
MMM 1860S	(8445)				5,001 Boxes (20 per Box) Avg Issue Last 7 Days – 14 Box/Day
MMM 8210	(93837)				13,393 Boxes (20 per Box) Avg Issue Last 7 Days – 9 Box/Day
MMM 8210Plus (94588)					No longer any stock available of this item. Will not be tracked in the future.
Non Conforming					Various UOMs Large Quantities

	Green	Yellow	Red
*DIOH	≥ 30 Days	29 – 15 Days	≤ 14 Days
Re-supply	<ul style="list-style-type: none"> We currently have at least a 30-day supply on hand. Allocated quantities were delivered last week. Current orders are expected to be delivered without quantity reductions. vendors confirmed. 	<ul style="list-style-type: none"> We currently have a 2-4 week supply on hand. May be on allocation with less than ordered quantities expected to be delivered. No alternative identified. 	<ul style="list-style-type: none"> Less than 2 week's inventory on hand. Allocation quantities on supplier/manufacture hold. No alternatives identified. No PO or deliver
**Covid (+) Census vs. Baseline (7/20)	< 10% increase	10-19% increase	≥ 20% from baseline

Supply Chain Trend	
	Higher
	Lower
	Steady

PPE & Census Weekly Snapshot – 08/08/22

Item	PPE Supply Chain		Supply Chain Trend	Covid (+) Census
	Days Inventory On Hand (DIOH)*	Re-supply	Utilization Compared to Previous Week	Percentage Increase over Baseline**
Masks N95	Green	Yellow	↑	Green
Masks (Surgical/Procedural)	Green	Green	↔	
Eyewear (Goggles/Glasses)	Green	Green	↑	
Face Shields	Green	Green	↑	
Gowns – Isolation	Green	Green	↓	
Gowns - Surgical	Green	Green	↑	
Gloves	Green	Yellow	↓	
Hand Soap	Green	Green	↑	
Hand Sanitizer	Green	Green	↑	
Surface Disinfectant	Green	Green	↑	

	Green	Yellow	Red
*DIOH	≥ 30 Days	29 – 15 Days	≤ 14 Days
Re-supply	<ul style="list-style-type: none"> We currently have at least a 30-day supply on hand. Allocated quantities were delivered las week. Current orders are expected to be delivered without quantity reductions. Alternative vendors confirmed. 	<ul style="list-style-type: none"> We currently have a 2-4 week supply on hand. May be on allocation with less than ordered quantities expected to be delivered. No alternative identified. 	<ul style="list-style-type: none"> Less than 2 week's inventory on hand. Allocation quantities on supplier/manufacturer hold. No alternatives identified. No PO or deliveries expected.
**Covid (+) Census vs. Baseline (7/20)	< 10% increase	10-19% increase	≥ 20% from baseline

Supply Chain Trend	
↑	Higher
↓	Lower
↔	Steady

N95 Weekly Snapshot – 08/01/2022

Item	PPE Supply Chain		Supply Chain Trend	Covid (+) Census
	Days Inventory On Hand (DIOH)*	Re-supply	Utilization Compared to Previous Week	On Hand (CSS Inventory Locations)
BYD DE2322 (74553)	Green	Yellow	↔	3335 Boxes (20 per Box) Avg Issue Last 7 Days – 28 Box/Day
MMM 1860 (3154)	Green	Green	↑	7439 Boxes (20 per Box) Avg Issue Last 7 Days – 15 Box/Day
MMM 1860S (8445)	Green	Green	↑	5,099 Boxes (20 per Box) Avg Issue Last 7 Days – 14 Box/Day
MMM 8210 (93837)	Green	Green	↑	13,453 Boxes (20 per Box) Avg Issue Last 7 Days – 5 Box/Day
MMM 8210Plus (94588)	Green	Green		No longer any stock available of this item. Will not be tracked in the future.
Non Conforming	Green	Green		Various UOMs Large Quantities

	Green	Yellow	Red
*DIOH	≥ 30 Days	29 – 15 Days	≤ 14 Days
Re-supply	<ul style="list-style-type: none"> We currently have at least a 30-day supply on hand. Allocated quantities were delivered last week. Current orders are expected to be delivered without quantity reductions. vendors confirmed. 	<ul style="list-style-type: none"> We currently have a 2-4 week supply on hand. May be on allocation with less than ordered quantities expected to be delivered. No alternative identified. 	<ul style="list-style-type: none"> Less than 2 week's inventory on hand. Allocation quantities on supplier/manufacture hold. No alternatives identified. No PO or deliver
**Covid (+) Census vs. Baseline (7/20)	< 10% increase	10-19% increase	≥ 20% from baseline

Supply Chain Trend	
↑	Higher
↓	Lower
↔	Steady





PPE & Census Weekly Snapshot – 08/01/22

Item	PPE Supply Chain		Supply Chain Trend	Covid (+) Census
	Days Inventory On Hand (DIOH)*	Re-supply	Utilization Compared to Previous Week	Percentage Increase over Baseline**
Masks N95	Green	Yellow	↑	Green
Masks (Surgical/Procedural)	Green	Green	↑	
Eyewear (Goggles/Glasses)	Green	Green	↓	
Face Shields	Green	Green	↑	
Gowns – Isolation	Green	Green	↔	
Gowns - Surgical	Green	Green	↓	
Gloves	Green	Yellow	↓	
Hand Soap	Green	Green	↔	
Hand Sanitizer	Green	Green	↔	
Surface Disinfectant	Green	Green	↓	




	Green	Yellow	Red
*DIOH	≥ 30 Days	29 – 15 Days	≤ 14 Days
Re-supply	<ul style="list-style-type: none"> We currently have at least a 30-day supply on hand. Allocated quantities were delivered las week. Current orders are expected to be delivered without quantity reductions. Alternative vendors confirmed. 	<ul style="list-style-type: none"> We currently have a 2-4 week supply on hand. May be on allocation with less than ordered quantities expected to be delivered. No alternative identified. 	<ul style="list-style-type: none"> Less than 2 week's inventory on hand. Allocation quantities on supplier/manufacturer hold. No alternatives identified. No PO or deliveries expected.
**Covid (+) Census vs. Baseline (7/20)	< 10% increase	10-19% increase	≥ 20% from baseline

Supply Chain Trend	
↑	Higher
↓	Lower
↔	Steady

N95 Weekly Snapshot – 07/25/2022

Item		PPE Supply Chain		Supply Chain Trend	Covid (+) Census
		Days Inventory On Hand (DIOH)*	Re-supply	Utilization Compared to Previous Week	On Hand (CSS Inventory Locations)
BYD DE2322	(74553)				3528 Boxes (20 per Box) Avg Issue Last 7 Days – 30 Box/Day
MMM 1860	(3154)				7541 Boxes (20 per Box) Avg Issue Last 7 Days – 9 Box/Day
MMM 1860S	(8445)				5,198 Boxes (20 per Box) Avg Issue Last 7 Days – 11 Box/Day
MMM 8210	(93837)				13,447 Boxes (20 per Box) Avg Issue Last 7 Days – 5 Box/Day
MMM 8210Plus (94588)					No longer any stock available of this item. Will not be tracked in the future.
Non Conforming					Various UOMs Large Quantities

	Green	Yellow	Red
*DIOH	≥ 30 Days	29 – 15 Days	≤ 14 Days
Re-supply	<ul style="list-style-type: none"> We currently have at least a 30-day supply on hand. Allocated quantities were delivered last week. Current orders are expected to be delivered without quantity reductions. vendors confirmed. 	<ul style="list-style-type: none"> We currently have a 2-4 week supply on hand. May be on allocation with less than ordered quantities expected to be delivered. No alternative identified. 	<ul style="list-style-type: none"> Less than 2 week's inventory on hand. Allocation quantities on supplier/manufacture hold. No alternatives identified. No PO or deliver
**Covid (+) Census vs. Baseline (7/20)	< 10% increase	10-19% increase	≥ 20% from baseline

Supply Chain Trend	
	Higher
	Lower
	Steady





PPE & Census Weekly Snapshot – 07/25/22

Item	PPE Supply Chain		Supply Chain Trend	Covid (+) Census
	Days Inventory On Hand (DIOH)*	Re-supply	Utilization Compared to Previous Week	Percentage Increase over Baseline**
Masks N95	Green	Yellow	Down Arrow	Green
Masks (Surgical/Procedural)	Green	Green	Down Arrow	
Eyewear (Goggles/Glasses)	Green	Green	Down Arrow	
Face Shields	Green	Green	Steady Arrow	
Gowns – Isolation	Green	Green	Steady Arrow	
Gowns - Surgical	Green	Green	Down Arrow	
Gloves	Green	Yellow	Up Arrow	
Hand Soap	Green	Green	Steady Arrow	
Hand Sanitizer	Green	Green	Steady Arrow	
Surface Disinfectant	Green	Green	Down Arrow	




	Green	Yellow	Red
*DIOH	≥ 30 Days	29 – 15 Days	≤ 14 Days
Re-supply	<ul style="list-style-type: none"> We currently have at least a 30-day supply on hand. Allocated quantities were delivered las week. Current orders are expected to be delivered without quantity reductions. Alternative vendors confirmed. 	<ul style="list-style-type: none"> We currently have a 2-4 week supply on hand. May be on allocation with less than ordered quantities expected to be delivered. No alternative identified. 	<ul style="list-style-type: none"> Less than 2 week's inventory on hand. Allocation quantities on supplier/manufacturer hold. No alternatives identified. No PO or deliveries expected.
**Covid (+) Census vs. Baseline (7/20)	< 10% increase	10-19% increase	≥ 20% from baseline

Supply Chain Trend	
Up Arrow	Higher
Down Arrow	Lower
Steady Arrow	Steady

N95 Weekly Snapshot – 07/18/2022

Item		PPE Supply Chain		Supply Chain Trend	Covid (+) Census
		Days Inventory On Hand (DIOH)*	Re-supply	Utilization Compared to Previous Week	On Hand (CSS Inventory Locations)
BYD DE2322	(74553)				1,337 Boxes (20 per Box) Avg Issue Last 7 Days – 82 Box/Day
MMM 1860	(3154)				7,289 Boxes (20 per Box) Avg Issue Last 7 Days – 17 Box/Day
MMM 1860S	(8445)				5,228 Boxes (20 per Box) Avg Issue Last 7 Days – 13 Box/Day
MMM 8210	(93837)				13,545 Boxes (20 per Box) Avg Issue Last 7 Days – 10 Box/Day
MMM 8210Plus (94588)					No longer any stock available of this item. Will not be tracked in the future.
Non Conforming					Various UOMs Large Quantities

	Green	Yellow	Red
*DIOH	≥ 30 Days	29 – 15 Days	≤ 14 Days
Re-supply	<ul style="list-style-type: none"> We currently have at least a 30-day supply on hand. Allocated quantities were delivered last week. Current orders are expected to be delivered without quantity reductions. vendors confirmed. 	<ul style="list-style-type: none"> We currently have a 2-4 week supply on hand. May be on allocation with less than ordered quantities expected to be delivered. No alternative identified. 	<ul style="list-style-type: none"> Less than 2 week's inventory on hand. Allocation quantities on supplier/manufacture hold. No alternatives identified. No PO or deliver
**Covid (+) Census vs. Baseline (7/20)	< 10% increase	10-19% increase	≥ 20% from baseline

Supply Chain Trend	
	Higher
	Lower
	Steady





PPE & Census Weekly Snapshot – 07/18/22

Item	PPE Supply Chain		Supply Chain Trend	Covid (+) Census
	Days Inventory On Hand (DIOH)*	Re-supply	Utilization Compared to Previous Week	Percentage Increase over Baseline**
Masks N95	Green	Yellow	↑	Green
Masks (Surgical/Procedural)	Green	Green	↓	
Eyewear (Goggles/Glasses)	Green	Green	↑	
Face Shields	Green	Green	↔	
Gowns – Isolation	Green	Green	↑	
Gowns - Surgical	Green	Green	↑	
Gloves	Green	Yellow	↓	
Hand Soap	Green	Green	↓	
Hand Sanitizer	Green	Green	↓	
Surface Disinfectant	Green	Green	↑	




	Green	Yellow	Red
*DIOH	≥ 30 Days	29 – 15 Days	≤ 14 Days
Re-supply	<ul style="list-style-type: none"> We currently have at least a 30-day supply on hand. Allocated quantities were delivered las week. Current orders are expected to be delivered without quantity reductions. Alternative vendors confirmed. 	<ul style="list-style-type: none"> We currently have a 2-4 week supply on hand. May be on allocation with less than ordered quantities expected to be delivered. No alternative identified. 	<ul style="list-style-type: none"> Less than 2 week's inventory on hand. Allocation quantities on supplier/manufacturer hold. No alternatives identified. No PO or deliveries expected.
**Covid (+) Census vs. Baseline (7/20)	< 10% increase	10-19% increase	≥ 20% from baseline

Supply Chain Trend	
↑	Higher
↓	Lower
↔	Steady

N95 Weekly Snapshot – 07/11/2022

Item		PPE Supply Chain		Supply Chain Trend	Covid (+) Census
		Days Inventory On Hand (DIOH)*	Re-supply	Utilization Compared to Previous Week	On Hand (CSS Inventory Locations)
BYD DE2322	(74553)				1,860 Boxes (20 per Box) Avg Issue Last 7 Days – 15 Box/Day
MMM 1860	(3154)				7,107 Boxes (20 per Box) Avg Issue Last 7 Days – 14 Box/Day
MMM 1860S	(8445)				5,022 Boxes (20 per Box) Avg Issue Last 7 Days – 8 Box/Day
MMM 8210	(93837)				13,545 Boxes (20 per Box) Avg Issue Last 7 Days – 3 Box/Day
MMM 8210Plus (94588)					No longer any stock available of this item. Will not be tracked in the future.
Non Conforming					Various UOMs Large Quantities

	Green	Yellow	Red
*DIOH	≥ 30 Days	29 – 15 Days	≤ 14 Days
Re-supply	<ul style="list-style-type: none"> We currently have at least a 30-day supply on hand. Allocated quantities were delivered last week. Current orders are expected to be delivered without quantity reductions. vendors confirmed. 	<ul style="list-style-type: none"> We currently have a 2-4 week supply on hand. May be on allocation with less than ordered quantities expected to be delivered. No alternative identified. 	<ul style="list-style-type: none"> Less than 2 week's inventory on hand. Allocation quantities on supplier/manufacture hold. No alternatives identified. No PO or deliver
**Covid (+) Census vs. Baseline (7/20)	< 10% increase	10-19% increase	≥ 20% from baseline

Supply Chain Trend	
	Higher
	Lower
	Steady

PPE & Census Weekly Snapshot – 07/11/22

Item	PPE Supply Chain		Supply Chain Trend	Covid (+) Census
	Days Inventory On Hand (DIOH)*	Re-supply	Utilization Compared to Previous Week	Percentage Increase over Baseline**
Masks N95	Green	Yellow	Down Arrow	Green
Masks (Surgical/Procedural)	Green	Green	Down Arrow	
Eyewear (Goggles/Glasses)	Green	Green	Down Arrow	
Face Shields	Green	Green	Steady Arrow	
Gowns – Isolation	Green	Green	Up Arrow	
Gowns - Surgical	Green	Green	Steady Arrow	
Gloves	Green	Yellow	Up Arrow	
Hand Soap	Green	Green	Steady Arrow	
Hand Sanitizer	Green	Green	Steady Arrow	
Surface Disinfectant	Green	Green	Down Arrow	

	Green	Yellow	Red
*DIOH	≥ 30 Days	29 – 15 Days	≤ 14 Days
Re-supply	<ul style="list-style-type: none"> We currently have at least a 30-day supply on hand. Allocated quantities were delivered las week. Current orders are expected to be delivered without quantity reductions. Alternative vendors confirmed. 	<ul style="list-style-type: none"> We currently have a 2-4 week supply on hand. May be on allocation with less than ordered quantities expected to be delivered. No alternative identified. 	<ul style="list-style-type: none"> Less than 2 week's inventory on hand. Allocation quantities on supplier/manufacturer hold. No alternatives identified. No PO or deliveries expected.
**Covid (+) Census vs. Baseline (7/20)	< 10% increase	10-19% increase	≥ 20% from baseline

Supply Chain Trend	
Up Arrow	Higher
Down Arrow	Lower
Steady Arrow	Steady

N95 Weekly Snapshot – 07/04/2022

Item		PPE Supply Chain		Supply Chain Trend	Covid (+) Census
		Days Inventory On Hand (DIOH)*	Re-supply	Utilization Compared to Previous Week	On Hand (CSS Inventory Locations)
BYD DE2322	(74553)				1,968 Boxes (20 per Box) Avg Issue Last 7 Days – 31 Box/Day
MMM 1860	(3154)				6,603 Boxes (20 per Box) Avg Issue Last 7 Days – 11 Box/Day
MMM 1860S	(8445)				4,479 Boxes (20 per Box) Avg Issue Last 7 Days – 10 Box/Day
MMM 8210	(93837)				13,569 Boxes (20 per Box) Avg Issue Last 7 Days – 4 Box/Day
MMM 8210Plus (94588)					No longer any stock available of this item. Will not be tracked in the future.
Non Conforming					Various UOMs Large Quantities

	Green	Yellow	Red
*DIOH	≥ 30 Days	29 – 15 Days	≤ 14 Days
Re-supply	<ul style="list-style-type: none"> We currently have at least a 30-day supply on hand. Allocated quantities were delivered last week. Current orders are expected to be delivered without quantity reductions. vendors confirmed. 	<ul style="list-style-type: none"> We currently have a 2-4 week supply on hand. May be on allocation with less than ordered quantities expected to be delivered. No alternative identified. 	<ul style="list-style-type: none"> Less than 2 week's inventory on hand. Allocation quantities on supplier/manufacture hold. No alternatives identified. No PO or deliver
**Covid (+) Census vs. Baseline (7/20)	< 10% increase	10-19% increase	≥ 20% from baseline

Supply Chain Trend	
	Higher
	Lower
	Steady






PPE & Census Weekly Snapshot – 07/04/22

Item	PPE Supply Chain		Supply Chain Trend	Covid (+) Census
	Days Inventory On Hand (DIOH)*	Re-supply	Utilization Compared to Previous Week	Percentage Increase over Baseline**
Masks N95	Green	Yellow	↔	Green
Masks (Surgical/Procedural)	Green	Green	↑	
Eyewear (Goggles/Glasses)	Green	Green	↔	
Face Shields	Green	Green	↔	
Gowns – Isolation	Green	Green	↓	
Gowns - Surgical	Green	Green	↓	
Gloves	Green	Yellow	↑	
Hand Soap	Green	Green	↔	
Hand Sanitizer	Green	Green	↔	
Surface Disinfectant	Green	Green	↑	




	Green	Yellow	Red
*DIOH	≥ 30 Days	29 – 15 Days	≤ 14 Days
Re-supply	<ul style="list-style-type: none"> We currently have at least a 30-day supply on hand. Allocated quantities were delivered las week. Current orders are expected to be delivered without quantity reductions. Alternative vendors confirmed. 	<ul style="list-style-type: none"> We currently have a 2-4 week supply on hand. May be on allocation with less than ordered quantities expected to be delivered. No alternative identified. 	<ul style="list-style-type: none"> Less than 2 week's inventory on hand. Allocation quantities on supplier/manufacturer hold. No alternatives identified. No PO or deliveries expected.
**Covid (+) Census vs. Baseline (7/20)	< 10% increase	10-19% increase	≥ 20% from baseline

Supply Chain Trend	
↑	Higher
↓	Lower
↔	Steady

N95 Weekly Snapshot – 06/27/2022

Item		PPE Supply Chain		Supply Chain Trend	Covid (+) Census
		Days Inventory On Hand (DIOH)*	Re-supply	Utilization Compared to Previous Week	On Hand (CSS Inventory Locations)
BYD DE2322	(74553)				1,082 Boxes (20 per Box) Avg Issue Last 7 Days – 18 Box/Day
MMM 1860	(3154)				6,678 Boxes (20 per Box) Avg Issue Last 7 Days – 7 Box/Day
MMM 1860S	(8445)				4,547 Boxes (20 per Box) Avg Issue Last 7 Days – 11 Box/Day
MMM 8210	(93837)				13,597 Boxes (20 per Box) Avg Issue Last 7 Days – 13 Box/Day
MMM 8210Plus (94588)					No longer any stock available of this item. Will not be tracked in the future.
Non Conforming					Various UOMs Large Quantities

Item	Lawson #	Item	Lawson #
BYD DE2322	74553	MMM 8210	93837
MMM 1860	3154	MMM 8210Plus	94588
MMM 1860S	8445		






	Green	Yellow	Red	Supply Chain Trend	
*DIOH	≥ 30 Days	29 – 15 Days	≤ 14 Days		Higher
Re-supply	<ul style="list-style-type: none"> Regular re-supply and not on allocation with standard supplier No shortages Alternatives vendors confirmed Or (On allocation + alternative vendors confirmed) 	<ul style="list-style-type: none"> On Allocation with standard supplier No alternative identified 	<ul style="list-style-type: none"> No Confirmed allocations expected No alternatives identified, no PO or deliveries expected 		Lower
**Covid (+) Census vs. Baseline (7/20)	< 10% increase	10-19% increase	≥ 20% from baseline		Steady

PPE & Census Weekly Snapshot – 06/27/22




Item	PPE Supply Chain		Supply Chain Trend	Covid (+) Census
	Days Inventory On Hand (DIOH)*	Re-supply	Utilization Compared to Previous Week	Percentage Increase over Baseline**
Masks N95	Green	Yellow	Down Arrow	Green
Masks (Surgical/Procedural)	Green	Green	Steady Arrow	
Eyewear (Goggles/Glasses)	Green	Green	Steady Arrow	
Face Shields	Green	Green	Down Arrow	
Gowns – Isolation	Green	Green	Up Arrow	
Gowns - Surgical	Green	Green	Down Arrow	
Gloves	Green	Yellow	Down Arrow	
Hand Soap	Green	Green	Steady Arrow	
Hand Sanitizer	Green	Green	Steady Arrow	
Surface Disinfectant	Green	Green	Steady Arrow	

	Green	Yellow	Red	Supply Chain Trend	
*DIOH	≥ 30 Days	29 – 15 Days	≤ 14 Days	Up Arrow	Higher
Re-supply	<ul style="list-style-type: none"> Regular re-supply and not on allocation with standard supplier No shortages Alternatives vendors confirmed Or (On allocation + alternative vendors confirmed) 	<ul style="list-style-type: none"> On Allocation with standard supplier No alternative identified 	<ul style="list-style-type: none"> No Confirmed allocations expected No alternatives identified, no PO or deliveries expected 		Down Arrow
**Covid (+) Census vs. Baseline (7/20)	< 10% increase	10-19% increase	≥ 20% from baseline	Steady Arrow	Steady

N95 Weekly Snapshot – 06/20/2022

Item		PPE Supply Chain		Supply Chain Trend	Covid (+) Census
		Days Inventory On Hand (DIOH)*	Re-supply	Utilization Compared to Previous Week	On Hand (CSS Inventory Locations)
BYD DE2322	(74553)				1,424 Boxes (20 per Box) Avg Issue Last 7 Days – 26 Box/Day
MMM 1860	(3154)				6,897 Boxes (20 per Box) Avg Issue Last 7 Days – 7 Box/Day
MMM 1860S	(8445)				4,447 Boxes (20 per Box) Avg Issue Last 7 Days – 10 Box/Day
MMM 8210	(93837)				13,723 Boxes (20 per Box) Avg Issue Last 7 Days – 4 Box/Day
MMM 8210Plus (94588)					136 Boxes (20 per Box) Avg Issue Last 7 Days – 0 Box
Non Conforming					Various UOMs Large Quantities

Item	Lawson #	Item	Lawson #
BYD DE2322	74553	MMM 8210	93837
MMM 1860	3154	MMM 8210Plus	94588
MMM 1860S	8445		

	Green	Yellow	Red	Supply Chain Trend	
*DIOH	≥ 30 Days	29 – 15 Days	≤ 14 Days		Higher
Re-supply	<ul style="list-style-type: none"> Regular re-supply and not on allocation with standard supplier No shortages Alternatives vendors confirmed Or (On allocation + alternative vendors confirmed) 	<ul style="list-style-type: none"> On Allocation with standard supplier No alternative identified 	<ul style="list-style-type: none"> No Confirmed allocations expected No alternatives identified, no PO or deliveries expected 		Lower
**Covid (+) Census vs. Baseline (7/20)	< 10% increase	10-19% increase	≥ 20% from baseline		Steady

PPE & Census Weekly Snapshot – 06/20/22

Item	PPE Supply Chain		Supply Chain Trend	Covid (+) Census
	Days Inventory On Hand (DIOH)*	Re-supply	Utilization Compared to Previous Week	Percentage Increase over Baseline**
Masks N95	Green	Yellow	Down Arrow	Green
Masks (Surgical/Procedural)	Green	Green	Steady Arrow	
Eyewear (Goggles/Glasses)	Green	Green	Down Arrow	
Face Shields	Green	Green	Up Arrow	
Gowns – Isolation	Green	Green	Steady Arrow	
Gowns - Surgical	Green	Green	Up Arrow	
Gloves	Green	Yellow	Up Arrow	
Hand Soap	Green	Green	Steady Arrow	
Hand Sanitizer	Green	Green	Steady Arrow	
Surface Disinfectant	Green	Green	Steady Arrow	

	Green	Yellow	Red	Supply Chain Trend	
*DIOH	≥ 30 Days	29 – 15 Days	≤ 14 Days	Up Arrow	Higher
Re-supply	<ul style="list-style-type: none"> Regular re-supply and not on allocation with standard supplier No shortages Alternatives vendors confirmed Or (On allocation + alternative vendors confirmed) 	<ul style="list-style-type: none"> On Allocation with standard supplier No alternative identified 	<ul style="list-style-type: none"> No Confirmed allocations expected No alternatives identified, no PO or deliveries expected 		Down Arrow
**Covid (+) Census vs. Baseline (7/20)	< 10% increase	10-19% increase	≥ 20% from baseline	Steady Arrow	Steady

N95 Weekly Snapshot – 06/13/2022

Item		PPE Supply Chain		Supply Chain Trend	Covid (+) Census
		Days Inventory On Hand (DIOH)*	Re-supply	Utilization Compared to Previous Week	On Hand (CSS Inventory Locations)
BYD DE2322	(74553)				1,609 Boxes (20 per Box) Avg Issue Last 7 Days – 65 Box/Day
MMM 1860	(3154)				6,947 Boxes (20 per Box) Avg Issue Last 7 Days – 10 Box/Day
MMM 1860S	(8445)				4,520 Boxes (20 per Box) Avg Issue Last 7 Days – 10 Box/Day
MMM 8210	(93837)				13,685 Boxes (20 per Box) Avg Issue Last 7 Days – 7 Box/Day
MMM 8210Plus (94588)					136 Boxes (20 per Box) Avg Issue Last 7 Days – 0 Box
Non Conforming					Various UOMs Large Quantities

Item	Lawson #	Item	Lawson #
BYD DE2322	74553	MMM 8210	93837
MMM 1860	3154	MMM 8210Plus	94588
MMM 1860S	8445		

	Green	Yellow	Red	Supply Chain Trend	
*DIOH	≥ 30 Days	29 – 15 Days	≤ 14 Days		Higher
Re-supply	<ul style="list-style-type: none"> Regular re-supply and not on allocation with standard supplier No shortages Alternatives vendors confirmed Or (On allocation + alternative vendors confirmed) 	<ul style="list-style-type: none"> On Allocation with standard supplier No alternative identified 	<ul style="list-style-type: none"> No Confirmed allocations expected No alternatives identified, no PO or deliveries expected 		Lower
**Covid (+) Census vs. Baseline (7/20)	< 10% increase	10-19% increase	≥ 20% from baseline		Steady

PPE & Census Weekly Snapshot – 06/13/22

Item	PPE Supply Chain		Supply Chain Trend	Covid (+) Census
	Days Inventory On Hand (DIOH)*	Re-supply	Utilization Compared to Previous Week	Percentage Increase over Baseline**
Masks N95	Green	Yellow	↑	Green
Masks (Surgical/Procedural)	Green	Green	↔	
Eyewear (Goggles/Glasses)	Green	Green	↓	
Face Shields	Green	Green	↔	
Gowns – Isolation	Green	Green	↔	
Gowns - Surgical	Green	Green	↑	
Gloves	Green	Yellow	↑	
Hand Soap	Green	Green	↔	
Hand Sanitizer	Green	Green	↔	
Surface Disinfectant	Green	Green	↓	

	Green	Yellow	Red	Supply Chain Trend	
*DIOH	≥ 30 Days	29 – 15 Days	≤ 14 Days	↑	Higher
Re-supply	<ul style="list-style-type: none"> Regular re-supply and not on allocation with standard supplier No shortages Alternatives vendors confirmed Or (On allocation + alternative vendors confirmed) 	<ul style="list-style-type: none"> On Allocation with standard supplier No alternative identified 	<ul style="list-style-type: none"> No Confirmed allocations expected No alternatives identified, no PO or deliveries expected 		↓
**Covid (+) Census vs. Baseline (7/20)	< 10% increase	10-19% increase	≥ 20% from baseline	↔	Steady

N95 Weekly Snapshot – 06/06/2022

Item		PPE Supply Chain		Supply Chain Trend	Covid (+) Census
		Days Inventory On Hand (DIOH)*	Re-supply	Utilization Compared to Previous Week	On Hand (CSS Inventory Locations)
BYD DE2322	(74553)				2,066 Boxes (20 per Box) Avg Issue Last 7 Days – 26 Box/Day
MMM 1860	(3154)				7,017 Boxes (20 per Box) Avg Issue Last 7 Days – 11 Box/Day
MMM 1860S	(8445)				4,586 Boxes (20 per Box) Avg Issue Last 7 Days – 11 Box/Day
MMM 8210	(93837)				13,737 Boxes (20 per Box) Avg Issue Last 7 Days – 4 Box/Day
MMM 8210Plus	(94588)				136 Boxes (20 per Box) Avg Issue Last 7 Days – 0 Box
Non Conforming					Various UOMs Large Quantities

Item	Lawson #	Item	Lawson #
BYD DE2322	74553	MMM 8210	93837
MMM 1860	3154	MMM 8210Plus	94588
MMM 1860S	8445		






	Green	Yellow	Red	Supply Chain Trend	
*DIOH	≥ 30 Days	29 – 15 Days	≤ 14 Days		Higher
Re-supply	<ul style="list-style-type: none"> Regular re-supply and not on allocation with standard supplier No shortages Alternatives vendors confirmed Or (On allocation + alternative vendors confirmed) 	<ul style="list-style-type: none"> On Allocation with standard supplier No alternative identified 	<ul style="list-style-type: none"> No Confirmed allocations expected No alternatives identified, no PO or deliveries expected 		Lower
**Covid (+) Census vs. Baseline (7/20)	< 10% increase	10-19% increase	≥ 20% from baseline		Steady

PPE & Census Weekly Snapshot – 06/06/22




Item	PPE Supply Chain		Supply Chain Trend	Covid (+) Census
	Days Inventory On Hand (DIOH)*	Re-supply	Utilization Compared to Previous Week	Percentage Increase over Baseline**
Masks N95	Green	Yellow	↔	Green
Masks (Surgical/Procedural)	Green	Green	↔	
Eyewear (Goggles/Glasses)	Green	Green	↔	
Face Shields	Green	Green	↑	
Gowns – Isolation	Green	Green	↔	
Gowns - Surgical	Green	Green	↓	
Gloves	Green	Yellow	↔	
Hand Soap	Green	Green	↔	
Hand Sanitizer	Green	Green	↔	
Surface Disinfectant	Green	Green	↑	

	Green	Yellow	Red	Supply Chain Trend	
*DIOH	≥ 30 Days	29 – 15 Days	≤ 14 Days	↑	Higher
Re-supply	<ul style="list-style-type: none"> Regular re-supply and not on allocation with standard supplier No shortages Alternatives vendors confirmed Or (On allocation + alternative vendors confirmed) 	<ul style="list-style-type: none"> On Allocation with standard supplier No alternative identified 	<ul style="list-style-type: none"> No Confirmed allocations expected No alternatives identified, no PO or deliveries expected 	↓	Lower
**Covid (+) Census vs. Baseline (7/20)	< 10% increase	10-19% increase	≥ 20% from baseline	↔	Steady

N95 Weekly Snapshot – 05/30/2022

Item		PPE Supply Chain		Supply Chain Trend	Covid (+) Census
		Days Inventory On Hand (DIOH)*	Re-supply	Utilization Compared to Previous Week	On Hand (CSS Inventory Locations)
BYD DE2322	(74553)				2,249 Boxes (20 per Box) Avg Issue Last 7 Days – 17 Box/Day
MMM 1860	(3154)				7,069 Boxes (20 per Box) Avg Issue Last 7 Days – 11 Box/Day
MMM 1860S	(8445)				4,593 Boxes (20 per Box) Avg Issue Last 7 Days – 11 Box/Day
MMM 8210	(93837)				13,765 Boxes (20 per Box) Avg Issue Last 7 Days – 4 Box/Day
MMM 8210Plus (94588)					136 Boxes (20 per Box) Avg Issue Last 7 Days – 0 Box
Non Conforming					Various UOMs Large Quantities

Item	Lawson #	Item	Lawson #
BYD DE2322	74553	MMM 8210	93837
MMM 1860	3154	MMM 8210Plus	94588
MMM 1860S	8445		

	Green	Yellow	Red	Supply Chain Trend	
*DIOH	≥ 30 Days	29 – 15 Days	≤ 14 Days		Higher
Re-supply	<ul style="list-style-type: none"> Regular re-supply and not on allocation with standard supplier No shortages Alternatives vendors confirmed Or (On allocation + alternative vendors confirmed) 	<ul style="list-style-type: none"> On Allocation with standard supplier No alternative identified 	<ul style="list-style-type: none"> No Confirmed allocations expected No alternatives identified, no PO or deliveries expected 		
**Covid (+) Census vs. Baseline (7/20)	< 10% increase	10-19% increase	≥ 20% from baseline		Steady

PPE & Census Weekly Snapshot – 05/30/22

Item	PPE Supply Chain		Supply Chain Trend	Covid (+) Census
	Days Inventory On Hand (DIOH)*	Re-supply	Utilization Compared to Previous Week	Percentage Increase over Baseline**
Masks N95	Green	Yellow	↔	Green
Masks (Surgical/Procedural)	Green	Green	↔	
Eyewear (Goggles/Glasses)	Green	Green	↔	
Face Shields	Green	Green	↓	
Gowns – Isolation	Green	Green	↔	
Gowns - Surgical	Green	Green	↑	
Gloves	Green	Yellow	↔	
Hand Soap	Green	Green	↔	
Hand Sanitizer	Green	Green	↔	
Surface Disinfectant	Green	Green	↓	

	Green	Yellow	Red	Supply Chain Trend	
*DIOH	≥ 30 Days	29 – 15 Days	≤ 14 Days	↑	Higher
Re-supply	<ul style="list-style-type: none"> Regular re-supply and not on allocation with standard supplier No shortages Alternatives vendors confirmed Or (On allocation + alternative vendors confirmed) 	<ul style="list-style-type: none"> On Allocation with standard supplier No alternative identified 	<ul style="list-style-type: none"> No Confirmed allocations expected No alternatives identified, no PO or deliveries expected 		↓
**Covid (+) Census vs. Baseline (7/20)	< 10% increase	10-19% increase	≥ 20% from baseline	↔	Steady

N95 Weekly Snapshot – 05/23/2022

Item		PPE Supply Chain		Supply Chain Trend	Covid (+) Census
		Days Inventory On Hand (DIOH)*	Re-supply	Utilization Compared to Previous Week	On Hand (CSS Inventory Locations)
BYD DE2322	(74553)				2,369 Boxes (20 per Box) Avg Issue Last 7 Days – 20 Box/Day
MMM 1860	(3154)				7,132 Boxes (20 per Box) Avg Issue Last 7 Days – 12 Box/Day
MMM 1860S	(8445)				4,652Boxes (20 per Box) Avg Issue Last 7 Days – 9 Box/Day
MMM 8210	(93837)				13,792 Boxes (20 per Box) Avg Issue Last 7 Days – 5 Box/Day
MMM 8210Plus (94588)					136 Boxes (20 per Box) Avg Issue Last 7 Days – 0 Box
Non Conforming					Various UOMs Large Quantities

Item	Lawson #	Item	Lawson #
BYD DE2322	74553	MMM 8210	93837
MMM 1860	3154	MMM 8210Plus	94588
MMM 1860S	8445		

	Green	Yellow	Red	Supply Chain Trend	
*DIOH	≥ 30 Days	29 – 15 Days	≤ 14 Days		Higher
Re-supply	<ul style="list-style-type: none"> Regular re-supply and not on allocation with standard supplier No shortages Alternatives vendors confirmed Or (On allocation + alternative vendors confirmed) 	<ul style="list-style-type: none"> On Allocation with standard supplier No alternative identified 	<ul style="list-style-type: none"> No Confirmed allocations expected No alternatives identified, no PO or deliveries expected 		Lower
**Covid (+) Census vs. Baseline (7/20)	< 10% increase	10-19% increase	≥ 20% from baseline		Steady

PPE & Census Weekly Snapshot – 05/23/22

Item	PPE Supply Chain		Supply Chain Trend	Covid (+) Census
	Days Inventory On Hand (DIOH)*	Re-supply	Utilization Compared to Previous Week	Percentage Increase over Baseline**
Masks N95	Green	Yellow	↔	Green
Masks (Surgical/Procedural)	Green	Green	↑	
Eyewear (Goggles/Glasses)	Green	Green	↑	
Face Shields	Green	Green	↓	
Gowns – Isolation	Green	Green	↔	
Gowns - Surgical	Green	Green	↓	
Gloves	Green	Yellow	↓	
Hand Soap	Green	Green	↔	
Hand Sanitizer	Green	Green	↔	
Surface Disinfectant	Green	Green	↓	

	Green	Yellow	Red	Supply Chain Trend	
*DIOH	≥ 30 Days	29 – 15 Days	≤ 14 Days	↑	Higher
Re-supply	<ul style="list-style-type: none"> Regular re-supply and not on allocation with standard supplier No shortages Alternatives vendors confirmed Or (On allocation + alternative vendors confirmed) 	<ul style="list-style-type: none"> On Allocation with standard supplier No alternative identified 	<ul style="list-style-type: none"> No Confirmed allocations expected No alternatives identified, no PO or deliveries expected 	↓	Lower
**Covid (+) Census vs. Baseline (7/20)	< 10% increase	10-19% increase	≥ 20% from baseline	↔	Steady

N95 Weekly Snapshot – 05/16/2022

Item		PPE Supply Chain		Supply Chain Trend	Covid (+) Census
		Days Inventory On Hand (DIOH)*	Re-supply	Utilization Compared to Previous Week	On Hand (CSS Inventory Locations)
BYD DE2322	(74553)				2,510 Boxes (20 per Box) Avg Issue Last 7 Days – 25 Box/Day
MMM 1860	(3154)				7,214 Boxes (20 per Box) Avg Issue Last 7 Days – 5 Box/Day
MMM 1860S	(8445)				4,713 Boxes (20 per Box) Avg Issue Last 7 Days – 5 Box/Day
MMM 8210	(93837)				13,824 Boxes (20 per Box) Avg Issue Last 7 Days – 3 Box/Day
MMM 8210Plus	(94588)				136 Boxes (20 per Box) Avg Issue Last 7 Days – 0 Box
Non Conforming					Various UOMs Large Quantities

Item	Lawson #	Item	Lawson #
BYD DE2322	74553	MMM 8210	93837
MMM 1860	3154	MMM 8210Plus	94588
MMM 1860S	8445		

	Green	Yellow	Red	Supply Chain Trend	
*DIOH	≥ 30 Days	29 – 15 Days	≤ 14 Days		Higher
Re-supply	<ul style="list-style-type: none"> Regular re-supply and not on allocation with standard supplier No shortages Alternatives vendors confirmed Or (On allocation + alternative vendors confirmed) 	<ul style="list-style-type: none"> On Allocation with standard supplier No alternative identified 	<ul style="list-style-type: none"> No Confirmed allocations expected No alternatives identified, no PO or deliveries expected 		Lower
**Covid (+) Census vs. Baseline (7/20)	< 10% increase	10-19% increase	≥ 20% from baseline		Steady

PPE & Census Weekly Snapshot – 05/16/22

Item	PPE Supply Chain		Supply Chain Trend	Covid (+) Census
	Days Inventory On Hand (DIOH)*	Re-supply	Utilization Compared to Previous Week	Percentage Increase over Baseline**
Masks N95	Green	Yellow	↔	Green
Masks (Surgical/Procedural)	Green	Green	↓	
Eyewear (Goggles/Glasses)	Green	Green	↓	
Face Shields	Green	Green	↔	
Gowns – Isolation	Green	Green	↔	
Gowns - Surgical	Green	Green	↑	
Gloves	Green	Yellow	↔	
Hand Soap	Green	Green	↔	
Hand Sanitizer	Green	Green	↔	
Surface Disinfectant	Green	Green	↑	
	Green	Yellow	Red	
*DIOH	≥ 30 Days	29 – 15 Days	≤ 14 Days	↑ Higher
Re-supply	<ul style="list-style-type: none"> Regular re-supply and not on allocation with standard supplier No shortages Alternatives vendors confirmed Or (On allocation + alternative vendors confirmed) 	<ul style="list-style-type: none"> On Allocation with standard supplier No alternative identified 	<ul style="list-style-type: none"> No Confirmed allocations expected No alternatives identified, no PO or deliveries expected 	↓ Lower
**Covid (+) Census vs. Baseline (7/20)	< 10% increase	10-19% increase	≥ 20% from baseline	↔ Steady

N95 Weekly Snapshot – 05/09/2022

Item		PPE Supply Chain		Supply Chain Trend	Covid (+) Census
		Days Inventory On Hand (DIOH)*	Re-supply	Utilization Compared to Previous Week	On Hand (CSS Inventory Locations)
BYD DE2322	(74553)				2,688 Boxes (20 per Box) Avg Issue Last 7 Days – 37 Box/Day
MMM 1860	(3154)				7,249 Boxes (20 per Box) Avg Issue Last 7 Days – 4 Box/Day
MMM 1860S	(8445)				4,751 Boxes (20 per Box) Avg Issue Last 7 Days – 5 Box/Day
MMM 8210	(93837)				13,846 Boxes (20 per Box) Avg Issue Last 7 Days – 3 Box/Day
MMM 8210Plus (94588)					136 Boxes (20 per Box) Avg Issue Last 7 Days – 0 Box
Non Conforming					Various UOMs Large Quantities






Item	Lawson #	Item	Lawson #
BYD DE2322	74553	MMM 8210	93837
MMM 1860	3154	MMM 8210Plus	94588
MMM 1860S	8445		

	Green	Yellow	Red	Supply Chain Trend	
*DIOH	≥ 30 Days	29 – 15 Days	≤ 14 Days		Higher
Re-supply	<ul style="list-style-type: none"> Regular re-supply and not on allocation with standard supplier No shortages Alternatives vendors confirmed Or (On allocation + alternative vendors confirmed) 	<ul style="list-style-type: none"> On Allocation with standard supplier No alternative identified 	<ul style="list-style-type: none"> No Confirmed allocations expected No alternatives identified, no PO or deliveries expected 		Lower
**Covid (+) Census vs. Baseline (7/20)	< 10% increase	10-19% increase	≥ 20% from baseline		Steady




PPE & Census Weekly Snapshot – 05/09/22

Item	PPE Supply Chain		Supply Chain Trend	Covid (+) Census
	Days Inventory On Hand (DIOH)*	Re-supply	Utilization Compared to Previous Week	Percentage Increase over Baseline**
Masks N95	Green	Yellow	↔	Green
Masks (Surgical/Procedural)	Green	Green	↑	
Eyewear (Goggles/Glasses)	Green	Green	↑	
Face Shields	Green	Green	↑	
Gowns – Isolation	Green	Green	↔	
Gowns - Surgical	Green	Green	↔	
Gloves	Green	Yellow	↑	
Hand Soap	Green	Green	↔	
Hand Sanitizer	Green	Green	↔	
Surface Disinfectant	Green	Green	↔	
	Green	Yellow	Red	
*DIOH	≥ 30 Days	29 – 15 Days	≤ 14 Days	↑ Higher
Re-supply	<ul style="list-style-type: none"> Regular re-supply and not on allocation with standard supplier No shortages Alternatives vendors confirmed Or (On allocation + alternative vendors confirmed) 	<ul style="list-style-type: none"> On Allocation with standard supplier No alternative identified 	<ul style="list-style-type: none"> No Confirmed allocations expected No alternatives identified, no PO or deliveries expected 	↓ Lower
**Covid (+) Census vs. Baseline (7/20)	< 10% increase	10-19% increase	≥ 20% from baseline	↔ Steady

N95 Weekly Snapshot – 05/02/2022

Item		PPE Supply Chain		Supply Chain Trend	Covid (+) Census
		Days Inventory On Hand (DIOH)*	Re-supply	Utilization Compared to Previous Week	On Hand (CSS Inventory Locations)
BYD DE2322	(74553)				2,944 Boxes (20 per Box) Avg Issue Last 7 Days – 16 Box/Day
MMM 1860	(3154)				6,705 Boxes (20 per Box) Avg Issue Last 7 Days – 7 Box/Day
MMM 1860S	(8445)				4,102 Boxes (20 per Box) Avg Issue Last 7 Days – 8 Box/Day
MMM 8210	(93837)				13,865 Boxes (20 per Box) Avg Issue Last 7 Days – 5 Box/Day
MMM 8210Plus (94588)					136 Boxes (20 per Box) Avg Issue Last 7 Days – 0 Box
Non Conforming					Various UOMs Large Quantities

Item	Lawson #	Item	Lawson #
BYD DE2322	74553	MMM 8210	93837
MMM 1860	3154	MMM 8210Plus	94588
MMM 1860S	8445		






	Green	Yellow	Red	Supply Chain Trend	
*DIOH	≥ 30 Days	29 – 15 Days	≤ 14 Days		Higher
Re-supply	<ul style="list-style-type: none"> Regular re-supply and not on allocation with standard supplier No shortages Alternatives vendors confirmed Or (On allocation + alternative vendors confirmed) 	<ul style="list-style-type: none"> On Allocation with standard supplier No alternative identified 	<ul style="list-style-type: none"> No Confirmed allocations expected No alternatives identified, no PO or deliveries expected 		Lower
**Covid (+) Census vs. Baseline (7/20)	< 10% increase	10-19% increase	≥ 20% from baseline		Steady

PPE & Census Weekly Snapshot – 05/02/22




Item	PPE Supply Chain		Supply Chain Trend	Covid (+) Census
	Days Inventory On Hand (DIOH)*	Re-supply	Utilization Compared to Previous Week	Percentage Increase over Baseline**
Masks N95	Green	Yellow	↑	Green
Masks (Surgical/Procedural)	Green	Green	↔	
Eyewear (Goggles/Glasses)	Green	Green	↓	
Face Shields	Green	Green	↑	
Gowns – Isolation	Green	Green	↔	
Gowns - Surgical	Green	Green	↑	
Gloves	Green	Yellow	↔	
Hand Soap	Green	Green	↔	
Hand Sanitizer	Green	Green	↔	
Surface Disinfectant	Green	Green	↔	

	Green	Yellow	Red	Supply Chain Trend	
*DIOH	≥ 30 Days	29 – 15 Days	≤ 14 Days	↑	Higher
Re-supply	<ul style="list-style-type: none"> Regular re-supply and not on allocation with standard supplier No shortages Alternatives vendors confirmed Or (On allocation + alternative vendors confirmed) 	<ul style="list-style-type: none"> On Allocation with standard supplier No alternative identified 	<ul style="list-style-type: none"> No Confirmed allocations expected No alternatives identified, no PO or deliveries expected 	↓	Lower
**Covid (+) Census vs. Baseline (7/20)	< 10% increase	10-19% increase	≥ 20% from baseline	↔	Steady

N95 Weekly Snapshot – 04/25/2022

Item	PPE Supply Chain		Supply Chain Trend	Covid (+) Census
	Days Inventory On Hand (DIOH)*	Re-supply	Utilization Compared to Previous Week	On Hand (CSS Inventory Locations)
BYD DE2322				3,060 Boxes (20 per Box) Avg Issue Last 7 Days – 8 Box/Day
MMM 1860				6,758 Boxes (20 per Box) Avg Issue Last 7 Days – 4 Box/Day
MMM 1860S				4,029 Boxes (20 per Box) Avg Issue Last 7 Days – 6 Box/Day
MMM 8210				13,902 Boxes (20 per Box) Avg Issue Last 7 Days – 3 Box/Day
MMM 8210Plus				136 Boxes (20 per Box) Avg Issue Last 7 Days – 0 Box
Non Conforming				Various UOMs Large Quantities

Item	Lawson #	Item	Lawson #
BYD DE2322	74553	MMM 8210	93837
MMM 1860	3154	MMM 8210Plus	94588
MMM 1860S	8445		






	Green	Yellow	Red	Supply Chain Trend	
*DIOH	≥ 30 Days	29 – 15 Days	≤ 14 Days		Higher
Re-supply	<ul style="list-style-type: none"> Regular re-supply and not on allocation with standard supplier No shortages Alternatives vendors confirmed Or (On allocation + alternative vendors confirmed) 	<ul style="list-style-type: none"> On Allocation with standard supplier No alternative identified 	<ul style="list-style-type: none"> No Confirmed allocations expected No alternatives identified, no PO or deliveries expected 		Lower
**Covid (+) Census vs. Baseline (7/20)	< 10% increase	10-19% increase	≥ 20% from baseline		Steady

PPE & Census Weekly Snapshot – 04/25/22




Item	PPE Supply Chain		Supply Chain Trend	Covid (+) Census
	Days Inventory On Hand (DIOH)*	Re-supply	Utilization Compared to Previous Week	Percentage Increase over Baseline**
Masks N95	Green	Yellow	↑	Green
Masks (Surgical/Procedural)	Green	Green	↔	
Eyewear (Goggles/Glasses)	Green	Green	↑	
Face Shields	Green	Green	↓	
Gowns – Isolation	Green	Green	↔	
Gowns - Surgical	Green	Green	↓	
Gloves	Green	Yellow	↓	
Hand Soap	Green	Green	↔	
Hand Sanitizer	Green	Green	↔	
Surface Disinfectant	Green	Green	↔	

	Green	Yellow	Red	Supply Chain Trend	
*DIOH	≥ 30 Days	29 – 15 Days	≤ 14 Days	↑	Higher
Re-supply	<ul style="list-style-type: none"> Regular re-supply and not on allocation with standard supplier No shortages Alternatives vendors confirmed Or (On allocation + alternative vendors confirmed) 	<ul style="list-style-type: none"> On Allocation with standard supplier No alternative identified 	<ul style="list-style-type: none"> No Confirmed allocations expected No alternatives identified, no PO or deliveries expected 	↓	Lower
**Covid (+) Census vs. Baseline (7/20)	< 10% increase	10-19% increase	≥ 20% from baseline	↔	Steady

N95 Weekly Snapshot – 04/18/2022

Item	PPE Supply Chain		Supply Chain Trend	Covid (+) Census
	Days Inventory On Hand (DIOH)*	Re-supply	Utilization Compared to Previous Week	On Hand (CSS Inventory Locations)
BYD DE2322				3,119 Boxes (20 per Box) Avg Issue Last 7 Days – 7 Box/Day
MMM 1860				6,657 Boxes (20 per Box) Avg Issue Last 7 Days – 7 Box/Day
MMM 1860S				4,022 Boxes (20 per Box) Avg Issue Last 7 Days – 3 Box/Day
MMM 8210				13,926 Boxes (20 per Box) Avg Issue Last 7 Days – 2 Box/Day
MMM 8210Plus				136 Boxes (20 per Box) Avg Issue Last 7 Days – 0 Box
Non Conforming				Various UOMs Large Quantities

Item	Lawson #	Item	Lawson #
BYD DE2322	74553	MMM 8210	93837
MMM 1860	3154	MMM 8210Plus	94588
MMM 1860S	8445		






	Green	Yellow	Red	Supply Chain Trend	
*DIOH	≥ 30 Days	29 – 15 Days	≤ 14 Days		Higher
Re-supply	<ul style="list-style-type: none"> Regular re-supply and not on allocation with standard supplier No shortages Alternatives vendors confirmed Or (On allocation + alternative vendors confirmed) 	<ul style="list-style-type: none"> On Allocation with standard supplier No alternative identified 	<ul style="list-style-type: none"> No Confirmed allocations expected No alternatives identified, no PO or deliveries expected 		Lower
**Covid (+) Census vs. Baseline (7/20)	< 10% increase	10-19% increase	≥ 20% from baseline		Steady

PPE & Census Weekly Snapshot – 04/18/22




Item	PPE Supply Chain		Supply Chain Trend	Covid (+) Census
	Days Inventory On Hand (DIOH)*	Re-supply	Utilization Compared to Previous Week	Percentage Increase over Baseline**
Masks N95	Green	Yellow	↑	Green
Masks (Surgical/Procedural)	Green	Green	↓	
Eyewear (Goggles/Glasses)	Green	Green	↑	
Face Shields	Green	Green	↑	
Gowns – Isolation	Green	Green	↑	
Gowns - Surgical	Green	Green	↔	
Gloves	Green	Yellow	↔	
Hand Soap	Green	Green	↔	
Hand Sanitizer	Green	Green	↔	
Surface Disinfectant	Green	Green	↔	

	Green	Yellow	Red	Supply Chain Trend	
*DIOH	≥ 30 Days	29 – 15 Days	≤ 14 Days	↑	Higher
Re-supply	<ul style="list-style-type: none"> Regular re-supply and not on allocation with standard supplier No shortages Alternatives vendors confirmed Or (On allocation + alternative vendors confirmed) 	<ul style="list-style-type: none"> On Allocation with standard supplier No alternative identified 	<ul style="list-style-type: none"> No Confirmed allocations expected No alternatives identified, no PO or deliveries expected 	↓	Lower
**Covid (+) Census vs. Baseline (7/20)	< 10% increase	10-19% increase	≥ 20% from baseline	↔	Steady

N95 Weekly Snapshot – 04/11/2022

Item	PPE Supply Chain		Supply Chain Trend	Covid (+) Census
	Days Inventory On Hand (DIOH)*	Re-supply	Utilization Compared to Previous Week	On Hand (CSS Inventory Locations)
BYD DE2322				3,168 Boxes (20 per Box) Avg Issue Last 7 Days – 7 Box/Day
MMM 1860				6,657 Boxes (20 per Box) Avg Issue Last 7 Days – 2 Box/Day
MMM 1860S				3,985 Boxes (20 per Box) Avg Issue Last 7 Days – 4 Box/Day
MMM 8210				13,939 Boxes (20 per Box) Avg Issue Last 7 Days – 3 Box/Day
MMM 8210Plus				136 Boxes (20 per Box) Avg Issue Last 7 Days – 0 Box
Non Conforming				Various UOMs Large Quantities

Item	Lawson #	Item	Lawson #
BYD DE2322	74553	MMM 8210	93837
MMM 1860	3154	MMM 8210Plus	94588
MMM 1860S	8445		

	Green	Yellow	Red	Supply Chain Trend	
*DIOH	≥ 30 Days	29 – 15 Days	≤ 14 Days		Higher
Re-supply	<ul style="list-style-type: none"> Regular re-supply and not on allocation with standard supplier No shortages Alternatives vendors confirmed Or (On allocation + alternative vendors confirmed) 	<ul style="list-style-type: none"> On Allocation with standard supplier No alternative identified 	<ul style="list-style-type: none"> No Confirmed allocations expected No alternatives identified, no PO or deliveries expected 		Lower
**Covid (+) Census vs. Baseline (7/20)	< 10% increase	10-19% increase	≥ 20% from baseline		Steady

PPE & Census Weekly Snapshot – 04/11/22

Item	PPE Supply Chain		Supply Chain Trend	Covid (+) Census
	Days Inventory On Hand (DIOH)*	Re-supply	Utilization Compared to Previous Week	Percentage Increase over Baseline**
Masks N95	Green	Yellow	Down Arrow	Green
Masks (Surgical/Procedural)	Green	Green	Up Arrow	
Eyewear (Goggles/Glasses)	Green	Green	Down Arrow	
Face Shields	Green	Green	Down Arrow	
Gowns – Isolation	Green	Green	Up Arrow	
Gowns - Surgical	Green	Green	Down Arrow	
Gloves	Green	Yellow	Steady Arrow	
Hand Soap	Green	Green	Steady Arrow	
Hand Sanitizer	Green	Green	Steady Arrow	
Surface Disinfectant	Green	Green	Down Arrow	

	Green	Yellow	Red	Supply Chain Trend	
*DIOH	≥ 30 Days	29 – 15 Days	≤ 14 Days	Up Arrow	Higher
Re-supply	<ul style="list-style-type: none"> Regular re-supply and not on allocation with standard supplier No shortages Alternatives vendors confirmed Or (On allocation + alternative vendors confirmed) 	<ul style="list-style-type: none"> On Allocation with standard supplier No alternative identified 	<ul style="list-style-type: none"> No Confirmed allocations expected No alternatives identified, no PO or deliveries expected 		Down Arrow
**Covid (+) Census vs. Baseline (7/20)	< 10% increase	10-19% increase	≥ 20% from baseline	Steady Arrow	Steady

N95 Weekly Snapshot – 04/04/2022

Item	PPE Supply Chain		Supply Chain Trend	Covid (+) Census
	Days Inventory On Hand (DIOH)*	Re-supply	Utilization Compared to Previous Week	On Hand (CSS Inventory Locations)
BYD DE2322			↔	2,847 Boxes (20 per Box) Avg Issue Last 7 Days – 10 Box/Day
MMM 1860			↓	6,551 Boxes (20 per Box) Avg Issue Last 7 Days – 4 Box/Day
MMM 1860S			↓	3,867 Boxes (20 per Box) Avg Issue Last 7 Days – 4 Box/Day
MMM 8210			↑	13,961 Boxes (20 per Box) Avg Issue Last 7 Days – 4 Box/Day
MMM 8210Plus			↔	136 Boxes (20 per Box) Avg Issue Last 7 Days – 0 Box
Non Conforming				Various UOMs Large Quantities

Item	Lawson #	Item	Lawson #
BYD DE2322	74553	MMM 8210	93837
MMM 1860	3154	MMM 8210Plus	94588
MMM 1860S	8445		

	Green	Yellow	Red	Supply Chain Trend	
*DIOH	≥ 30 Days	29 – 15 Days	≤ 14 Days	↑	Higher
Re-supply	<ul style="list-style-type: none"> Regular re-supply and not on allocation with standard supplier No shortages Alternatives vendors confirmed Or (On allocation + alternative vendors confirmed) 	<ul style="list-style-type: none"> On Allocation with standard supplier No alternative identified 	<ul style="list-style-type: none"> No Confirmed allocations expected No alternatives identified, no PO or deliveries expected 		↓
**Covid (+) Census vs. Baseline (7/20)	< 10% increase	10-19% increase	≥ 20% from baseline	↔	Steady

PPE & Census Weekly Snapshot – 04/04/22

Item	PPE Supply Chain		Supply Chain Trend	Covid (+) Census
	Days Inventory On Hand (DIOH)*	Re-supply	Utilization Compared to Previous Week	Percentage Increase over Baseline**
Masks N95	Green	Yellow	Down Arrow	Green
Masks (Surgical/Procedural)	Green	Green	Steady Arrow	
Eyewear (Goggles/Glasses)	Green	Green	Down Arrow	
Face Shields	Green	Green	Steady Arrow	
Gowns – Isolation	Green	Green	Up Arrow	
Gowns - Surgical	Green	Green	Up Arrow	
Gloves	Green	Yellow	Up Arrow	
Hand Soap	Green	Green	Steady Arrow	
Hand Sanitizer	Green	Green	Steady Arrow	
Surface Disinfectant	Green	Green	Up Arrow	

	Green	Yellow	Red	Supply Chain Trend	
*DIOH	≥ 30 Days	29 – 15 Days	≤ 14 Days	Up Arrow	Higher
Re-supply	<ul style="list-style-type: none"> Regular re-supply and not on allocation with standard supplier No shortages Alternatives vendors confirmed Or (On allocation + alternative vendors confirmed) 	<ul style="list-style-type: none"> On Allocation with standard supplier No alternative identified 	<ul style="list-style-type: none"> No Confirmed allocations expected No alternatives identified, no PO or deliveries expected 		Down Arrow
**Covid (+) Census vs. Baseline (7/20)	< 10% increase	10-19% increase	≥ 20% from baseline	Steady Arrow	Steady

N95 Weekly Snapshot – 03/28/2022

Item	PPE Supply Chain		Supply Chain Trend	Covid (+) Census
	Days Inventory On Hand (DIOH)*	Re-supply	Utilization Compared to Previous Week	On Hand (CSS Inventory Locations)
BYD DE2322			↓	2,949 Boxes (20 per Box) Avg Issue Last 7 Days – 10 Box/Day
MMM 1860			↓	6,581 Boxes (20 per Box) Avg Issue Last 7 Days – 7 Box/Day
MMM 1860S			↓	3,897 Boxes (20 per Box) Avg Issue Last 7 Days – 5 Box/Day
MMM 8210			↓	13,992 Boxes (20 per Box) Avg Issue Last 7 Days – 3 Box/Day
MMM 8210Plus			↔	136 Boxes (20 per Box) Avg Issue Last 7 Days – 0 Box
Non Conforming				Various UOMs Large Quantities

Item	Lawson #	Item	Lawson #
BYD DE2322	74553	MMM 8210	93837
MMM 1860	3154	MMM 8210Plus	94588
MMM 1860S	8445		






	Green	Yellow	Red	Supply Chain Trend	
*DIOH	≥ 30 Days	29 – 15 Days	≤ 14 Days	↑	Higher
Re-supply	<ul style="list-style-type: none"> Regular re-supply and not on allocation with standard supplier No shortages Alternatives vendors confirmed Or (On allocation + alternative vendors confirmed) 	<ul style="list-style-type: none"> On Allocation with standard supplier No alternative identified 	<ul style="list-style-type: none"> No Confirmed allocations expected No alternatives identified, no PO or deliveries expected 		↓
**Covid (+) Census vs. Baseline (7/20)	< 10% increase	10-19% increase	≥ 20% from baseline	↔	Steady

PPE & Census Weekly Snapshot – 03/28/22




Item	PPE Supply Chain		Supply Chain Trend	Covid (+) Census
	Days Inventory On Hand (DIOH)*	Re-supply	Utilization Compared to Previous Week	Percentage Increase over Baseline**
Masks N95	Green	Yellow	Down Arrow	Green
Masks (Surgical/Procedural)	Green	Green	Down Arrow	
Eyewear (Goggles/Glasses)	Green	Green	Up Arrow	
Face Shields	Green	Green	Up Arrow	
Gowns – Isolation	Green	Green	Up Arrow	
Gowns - Surgical	Green	Green	Down Arrow	
Gloves	Green	Yellow	Steady Arrow	
Hand Soap	Green	Green	Steady Arrow	
Hand Sanitizer	Green	Green	Steady Arrow	
Surface Disinfectant	Green	Green	Down Arrow	

	Green	Yellow	Red	Supply Chain Trend	
*DIOH	≥ 30 Days	29 – 15 Days	≤ 14 Days	Up Arrow	Higher
Re-supply	<ul style="list-style-type: none"> Regular re-supply and not on allocation with standard supplier No shortages Alternatives vendors confirmed Or (On allocation + alternative vendors confirmed) 	<ul style="list-style-type: none"> On Allocation with standard supplier No alternative identified 	<ul style="list-style-type: none"> No Confirmed allocations expected No alternatives identified, no PO or deliveries expected 		Down Arrow
**Covid (+) Census vs. Baseline (7/20)	< 10% increase	10-19% increase	≥ 20% from baseline	Steady Arrow	Steady

N95 Weekly Snapshot – 03/21/2022

Item	PPE Supply Chain		Supply Chain Trend	Covid (+) Census
	Days Inventory On Hand (DIOH)*	Re-supply	Utilization Compared to Previous Week	On Hand (CSS Inventory Locations)
BYD DE2322				3,018 Boxes (20 per Box) Avg Issue Last 7 Days – 29 Box/Day
MMM 1860				6,569 Boxes (20 per Box) Avg Issue Last 7 Days – 9 Box/Day
MMM 1860S				3,279 Boxes (20 per Box) Avg Issue Last 7 Days – 9 Box/Day
MMM 8210				14,011 Boxes (20 per Box) Avg Issue Last 7 Days – 5 Box/Day
MMM 8210Plus				136 Boxes (20 per Box) Avg Issue Last 7 Days – 0 Box
Non Conforming				Various UOMs Large Quantities

Item	Lawson #	Item	Lawson #
BYD DE2322	74553	MMM 8210	93837
MMM 1860	3154	MMM 8210Plus	94588
MMM 1860S	8445		

	Green	Yellow	Red	Supply Chain Trend	
*DIOH	≥ 30 Days	29 – 15 Days	≤ 14 Days		Higher
Re-supply	<ul style="list-style-type: none"> Regular re-supply and not on allocation with standard supplier No shortages Alternatives vendors confirmed Or (On allocation + alternative vendors confirmed) 	<ul style="list-style-type: none"> On Allocation with standard supplier No alternative identified 	<ul style="list-style-type: none"> No Confirmed allocations expected No alternatives identified, no PO or deliveries expected 		Lower
**Covid (+) Census vs. Baseline (7/20)	< 10% increase	10-19% increase	≥ 20% from baseline		Steady

PPE & Census Weekly Snapshot – 03/21/22

Item	PPE Supply Chain		Supply Chain Trend	Covid (+) Census
	Days Inventory On Hand (DIOH)*	Re-supply	Utilization Compared to Previous Week	Percentage Increase over Baseline**
Masks N95	Green	Yellow	↑	Green
Masks (Surgical/Procedural)	Green	Green	↑	
Eyewear (Goggles/Glasses)	Green	Green	↓	
Face Shields	Green	Green	↓	
Gowns – Isolation	Green	Green	↓	
Gowns - Surgical	Green	Green	↓	
Gloves	Green	Yellow	↓	
Hand Soap	Green	Green	↔	
Hand Sanitizer	Green	Green	↔	
Surface Disinfectant	Green	Green	↔	

	Green	Yellow	Red	Supply Chain Trend	
*DIOH	≥ 30 Days	29 – 15 Days	≤ 14 Days	↑	Higher
Re-supply	<ul style="list-style-type: none"> Regular re-supply and not on allocation with standard supplier No shortages Alternatives vendors confirmed Or (On allocation + alternative vendors confirmed) 	<ul style="list-style-type: none"> On Allocation with standard supplier No alternative identified 	<ul style="list-style-type: none"> No Confirmed allocations expected No alternatives identified, no PO or deliveries expected 		↓
**Covid (+) Census vs. Baseline (7/20)	< 10% increase	10-19% increase	≥ 20% from baseline	↔	Steady

N95 Weekly Snapshot – 03/14/2022

Item	PPE Supply Chain		Supply Chain Trend	Covid (+) Census
	Days Inventory On Hand (DIOH)*	Re-supply	Utilization Compared to Previous Week	On Hand (CSS Inventory Locations)
BYD DE2322			↓	3,224 Boxes (20 per Box) Avg Issue Last 7 Days – 16 Box/Day
MMM 1860			↓	6,195 Boxes (20 per Box) Avg Issue Last 7 Days – 10 Box/Day
MMM 1860S			↓	3,527 Boxes (20 per Box) Avg Issue Last 7 Days – 7 Box/Day
MMM 8210			↓	14,046 Boxes (20 per Box) Avg Issue Last 7 Days – 3 Box/Day
MMM 8210Plus			↔	136 Boxes (20 per Box) Avg Issue Last 7 Days – 0 Box
Non Conforming				Various UOMs Large Quantities

Item	Lawson #	Item	Lawson #
BYD DE2322	74553	MMM 8210	93837
MMM 1860	3154	MMM 8210Plus	94588
MMM 1860S	8445		






	Green	Yellow	Red	Supply Chain Trend	
*DIOH	≥ 30 Days	29 – 15 Days	≤ 14 Days	↑	Higher
Re-supply	<ul style="list-style-type: none"> Regular re-supply and not on allocation with standard supplier No shortages Alternatives vendors confirmed Or (On allocation + alternative vendors confirmed) 	<ul style="list-style-type: none"> On Allocation with standard supplier No alternative identified 	<ul style="list-style-type: none"> No Confirmed allocations expected No alternatives identified, no PO or deliveries expected 	↓	Lower
**Covid (+) Census vs. Baseline (7/20)	< 10% increase	10-19% increase	≥ 20% from baseline	↔	Steady

PPE & Census Weekly Snapshot – 03/14/22




Item	PPE Supply Chain		Supply Chain Trend	Covid (+) Census
	Days Inventory On Hand (DIOH)*	Re-supply	Utilization Compared to Previous Week	Percentage Increase over Baseline**
Masks N95	Green	Yellow	Down Arrow	Green
Masks (Surgical/Procedural)	Green	Green	Up Arrow	
Eyewear (Goggles/Glasses)	Green	Green	Down Arrow	
Face Shields	Green	Green	Down Arrow	
Gowns – Isolation	Green	Green	Up Arrow	
Gowns - Surgical	Green	Green	Steady Arrow	
Gloves	Green	Yellow	Up Arrow	
Hand Soap	Green	Green	Steady Arrow	
Hand Sanitizer	Green	Green	Steady Arrow	
Surface Disinfectant	Green	Green	Down Arrow	

	Green	Yellow	Red	Supply Chain Trend	
*DIOH	≥ 30 Days	29 – 15 Days	≤ 14 Days	Up Arrow	Higher
Re-supply	<ul style="list-style-type: none"> Regular re-supply and not on allocation with standard supplier No shortages Alternatives vendors confirmed Or (On allocation + alternative vendors confirmed) 	<ul style="list-style-type: none"> On Allocation with standard supplier No alternative identified 	<ul style="list-style-type: none"> No Confirmed allocations expected No alternatives identified, no PO or deliveries expected 		Down Arrow
**Covid (+) Census vs. Baseline (7/20)	< 10% increase	10-19% increase	≥ 20% from baseline	Steady Arrow	Steady

N95 Weekly Snapshot – 03/07/2022

Item	PPE Supply Chain		Supply Chain Trend	Covid (+) Census
	Days Inventory On Hand (DIOH)*	Re-supply	Utilization Compared to Previous Week	On Hand (CSS Inventory Locations)
BYD DE2322	 	 		3,337 Boxes (20 per Box) Avg Issue Last 7 Days – 35 Box/Day
MMM 1860	 	 		6,056 Boxes (20 per Box) Avg Issue Last 7 Days – 17 Box/Day
MMM 1860S	 	 		3,325 Boxes (20 per Box) Avg Issue Last 7 Days – 13 Box/Day
MMM 8210	 	 		14,066 Boxes (20 per Box) Avg Issue Last 7 Days – 7 Box/Day
MMM 8210Plus	 	 		136 Boxes (20 per Box) Avg Issue Last 7 Days – 0 Box
Non Conforming	 	 		Various UOMs Large Quantities

Item	Lawson #	Item	Lawson #
BYD DE2322	74553	MMM 8210	93837
MMM 1860	3154	MMM 8210Plus	94588
MMM 1860S	8445		

	Green	Yellow	Red	Supply Chain Trend	
*DIOH	≥ 30 Days	29 – 15 Days	≤ 14 Days		Higher
Re-supply	<ul style="list-style-type: none"> Regular re-supply and not on allocation with standard supplier No shortages Alternatives vendors confirmed Or (On allocation + alternative vendors confirmed) 	<ul style="list-style-type: none"> On Allocation with standard supplier No alternative identified 	<ul style="list-style-type: none"> No Confirmed allocations expected No alternatives identified, no PO or deliveries expected 		Lower
**Covid (+) Census vs. Baseline (7/20)	< 10% increase	10-19% increase	≥ 20% from baseline		Steady

PPE & Census Weekly Snapshot – 03/07/22

Item	PPE Supply Chain		Supply Chain Trend	Covid (+) Census
	Days Inventory On Hand (DIOH)*	Re-supply	Utilization Compared to Previous Week	Percentage Increase over Baseline**
Masks N95	Green	Yellow	Down Arrow	Green
Masks (Surgical/Procedural)	Green	Green	Steady Arrow	
Eyewear (Goggles/Glasses)	Green	Green	Up Arrow	
Face Shields	Green	Green	Up Arrow	
Gowns – Isolation	Green	Green	Up Arrow	
Gowns - Surgical	Green	Green	Steady Arrow	
Gloves	Green	Yellow	Steady Arrow	
Hand Soap	Green	Green	Steady Arrow	
Hand Sanitizer	Green	Green	Steady Arrow	
Surface Disinfectant	Green	Green	Steady Arrow	

	Green	Yellow	Red	Supply Chain Trend	
*DIOH	≥ 30 Days	29 – 15 Days	≤ 14 Days	Up Arrow	Higher
Re-supply	<ul style="list-style-type: none"> Regular re-supply and not on allocation with standard supplier No shortages Alternatives vendors confirmed Or (On allocation + alternative vendors confirmed) 	<ul style="list-style-type: none"> On Allocation with standard supplier No alternative identified 	<ul style="list-style-type: none"> No Confirmed allocations expected No alternatives identified, no PO or deliveries expected 		Down Arrow
**Covid (+) Census vs. Baseline (7/20)	< 10% increase	10-19% increase	≥ 20% from baseline	Steady Arrow	Steady

N95 Weekly Snapshot – 02/28/2022

Item	PPE Supply Chain		Supply Chain Trend	Covid (+) Census
	Days Inventory On Hand (DIOH)*	Re-supply	Utilization Compared to Previous Week	On Hand (CSS Inventory Locations)
BYD DE2322			↔	3,581 Boxes (20 per Box) Avg Issue Last 7 Days – 44 Box/Day
MMM 1860			↓	5,975 Boxes (20 per Box) Avg Issue Last 7 Days – 17 Box/Day
MMM 1860S			↓	3,417 Boxes (20 per Box) Avg Issue Last 7 Days – 13 Box/Day
MMM 8210			↔	14,117 Boxes (20 per Box) Avg Issue Last 7 Days – 8 Box/Day
MMM 8210Plus			↔	136 Boxes (20 per Box) Avg Issue Last 7 Days – 0 Box
Non Conforming				Various UOMs Large Quantities

Item	Lawson #	Item	Lawson #
BYD DE2322	74553	MMM 8210	93837
MMM 1860	3154	MMM 8210Plus	94588
MMM 1860S	8445		

	Green	Yellow	Red	Supply Chain Trend	
*DIOH	≥ 30 Days	29 – 15 Days	≤ 14 Days	↑	Higher
Re-supply	<ul style="list-style-type: none"> Regular re-supply and not on allocation with standard supplier No shortages Alternatives vendors confirmed Or (On allocation + alternative vendors confirmed) 	<ul style="list-style-type: none"> On Allocation with standard supplier No alternative identified 	<ul style="list-style-type: none"> No Confirmed allocations expected No alternatives identified, no PO or deliveries expected 		
**Covid (+) Census vs. Baseline (7/20)	< 10% increase	10-19% increase	≥ 20% from baseline	↔	Steady

PPE & Census Weekly Snapshot – 02/28/2022

Item	PPE Supply Chain		Supply Chain Trend	Covid (+) Census
	Days Inventory On Hand (DIOH)*	Re-supply	Utilization Compared to Previous Week	Percentage Increase over Baseline**
Masks N95	Green	Yellow	Down Arrow	Green
Masks (Surgical/Procedural)	Green	Green	Down Arrow	
Eyewear (Goggles/Glasses)	Green	Green	Down Arrow	
Face Shields	Green	Green	Up Arrow	
Gowns – Isolation	Green	Green	Down Arrow	
Gowns - Surgical	Green	Green	Up Arrow	
Gloves	Green	Yellow	Steady Arrow	
Hand Soap	Green	Green	Steady Arrow	
Hand Sanitizer	Green	Green	Steady Arrow	
Surface Disinfectant	Green	Green	Down Arrow	

	Green	Yellow	Red	Supply Chain Trend	
*DIOH	≥ 30 Days	29 – 15 Days	≤ 14 Days	Up Arrow	Higher
Re-supply	<ul style="list-style-type: none"> Regular re-supply and not on allocation with standard supplier No shortages Alternatives vendors confirmed Or (On allocation + alternative vendors confirmed) 	<ul style="list-style-type: none"> On Allocation with standard supplier No alternative identified 	<ul style="list-style-type: none"> No Confirmed allocations expected No alternatives identified, no PO or deliveries expected 		Down Arrow
**Covid (+) Census vs. Baseline (7/20)	< 10% increase	10-19% increase	≥ 20% from baseline	Steady Arrow	Steady

N95 Weekly Snapshot – 02/22/2022

Item	PPE Supply Chain		Supply Chain Trend	Covid (+) Census
	Days Inventory On Hand (DIOH)*	Re-supply	Utilization Compared to Previous Week	On Hand (CSS Inventory Locations)
BYD DE2322			↔	3,620 Boxes (20 per Box) Avg Issue Last 7 Days – 43 Box/Day
MMM 1860			↑	5,972 Boxes (20 per Box) Avg Issue Last 7 Days – 32 Box/Day
MMM 1860S			↑	3,454 Boxes (20 per Box) Avg Issue Last 7 Days – 21 Box/Day
MMM 8210			↔	14,172 Boxes (20 per Box) Avg Issue Last 7 Days – 8 Box/Day
MMM 8210Plus			↔	136 Boxes (20 per Box) Avg Issue Last 7 Days – 0 Box
Non Conforming				Various UOMs Large Quantities

Item	Lawson #	Item	Lawson #
BYD DE2322	74553	MMM 8210	93837
MMM 1860	3154	MMM 8210Plus	94588
MMM 1860S	8445		

	Green	Yellow	Red	Supply Chain Trend	
*DIOH	≥ 30 Days	29 – 15 Days	≤ 14 Days	↑	Higher
Re-supply	<ul style="list-style-type: none"> Regular re-supply and not on allocation with standard supplier No shortages Alternatives vendors confirmed Or (On allocation + alternative vendors confirmed) 	<ul style="list-style-type: none"> On Allocation with standard supplier No alternative identified 	<ul style="list-style-type: none"> No Confirmed allocations expected No alternatives identified, no PO or deliveries expected 		↓
**Covid (+) Census vs. Baseline (7/20)	< 10% increase	10-19% increase	≥ 20% from baseline	↔	Steady

PPE & Census Weekly Snapshot – 02/22/2022

Item	PPE Supply Chain		Supply Chain Trend	Covid (+) Census
	Days Inventory On Hand (DIOH)*	Re-supply	Utilization Compared to Previous Week	Percentage Increase over Baseline**
Masks N95	Green	Red	↑	Red
Masks (Surgical/Procedural)	Green	Green	↑	
Eyewear (Goggles/Glasses)	Green	Green	↑	
Face Shields	Green	Green	↓	
Gowns – Isolation	Green	Green	↓	
Gowns - Surgical	Green	Green	↓	
Gloves	Green	Yellow	↓	
Hand Soap	Green	Green	↔	
Hand Sanitizer	Green	Green	↔	
Surface Disinfectant	Green	Green	↑	

	Green	Yellow	Red	Supply Chain Trend	
*DIOH	≥ 30 Days	29 – 15 Days	≤ 14 Days	↑	Higher
Re-supply	<ul style="list-style-type: none"> Regular re-supply and not on allocation with standard supplier No shortages Alternatives vendors confirmed Or (On allocation + alternative vendors confirmed) 	<ul style="list-style-type: none"> On Allocation with standard supplier No alternative identified 	<ul style="list-style-type: none"> No Confirmed allocations expected No alternatives identified, no PO or deliveries expected 	↓	Lower
**Covid (+) Census vs. Baseline (7/20)	< 10% increase	10-19% increase	≥ 20% from baseline	↔	Steady

N95 Weekly Snapshot – 02/14/2022

Item	PPE Supply Chain		Supply Chain Trend	Covid (+) Census
	Days Inventory On Hand (DIOH)*	Re-supply	Utilization Compared to Previous Week	On Hand (CSS Inventory Locations)
BYD DE2322				3,637 Boxes (20 per Box) Avg Issue Last 7 Days – 44 Box/Day
MMM 1860				6,087 Boxes (20 per Box) Avg Issue Last 7 Days – 14 Box/Day
MMM 1860S				3,606 Boxes (20 per Box) Avg Issue Last 7 Days – 11 Box/Day
MMM 8210				14,238 Boxes (20 per Box) Avg Issue Last 7 Days – 9 Box/Day
MMM 8210Plus				136 Boxes (20 per Box) Avg Issue Last 7 Days – 0 Box
Non Conforming				Various UOMs Large Quantities

Item	Lawson #	Item	Lawson #
BYD DE2322	74553	MMM 8210	93837
MMM 1860	3154	MMM 8210Plus	94588
MMM 1860S	8445		






	Green	Yellow	Red	Supply Chain Trend	
*DIOH	≥ 30 Days	29 – 15 Days	≤ 14 Days		Higher
Re-supply	<ul style="list-style-type: none"> Regular re-supply and not on allocation with standard supplier No shortages Alternatives vendors confirmed Or (On allocation + alternative vendors confirmed) 	<ul style="list-style-type: none"> On Allocation with standard supplier No alternative identified 	<ul style="list-style-type: none"> No Confirmed allocations expected No alternatives identified, no PO or deliveries expected 		
**Covid (+) Census vs. Baseline (7/20)	< 10% increase	10-19% increase	≥ 20% from baseline		Steady

PPE & Census Weekly Snapshot – 02/14/2022




Item	PPE Supply Chain		Supply Chain Trend	Covid (+) Census
	Days Inventory On Hand (DIOH)*	Re-supply	Utilization Compared to Previous Week	Percentage Increase over Baseline**
Masks N95	Green	Red	Down Arrow	Red
Masks (Surgical/Procedural)	Green	Green	Down Arrow	
Eyewear (Goggles/Glasses)	Green	Green	Steady Arrow	
Face Shields	Green	Green	Up Arrow	
Gowns – Isolation	Green	Green	Up Arrow	
Gowns - Surgical	Green	Green	Up Arrow	
Gloves	Green	Yellow	Up Arrow	
Hand Soap	Green	Green	Steady Arrow	
Hand Sanitizer	Green	Green	Up Arrow	
Surface Disinfectant	Green	Green	Down Arrow	

	Green	Yellow	Red	Supply Chain Trend	
*DIOH	≥ 30 Days	29 – 15 Days	≤ 14 Days	Up Arrow	Higher
Re-supply	<ul style="list-style-type: none"> Regular re-supply and not on allocation with standard supplier No shortages Alternatives vendors confirmed Or (On allocation + alternative vendors confirmed) 	<ul style="list-style-type: none"> On Allocation with standard supplier No alternative identified 	<ul style="list-style-type: none"> No Confirmed allocations expected No alternatives identified, no PO or deliveries expected 		Down Arrow
**Covid (+) Census vs. Baseline (7/20)	< 10% increase	10-19% increase	≥ 20% from baseline	Steady Arrow	Steady

N95 Weekly Snapshot – 02/07/2022

Item	PPE Supply Chain		Supply Chain Trend	Covid (+) Census
	Days Inventory On Hand (DIOH)*	Re-supply	Utilization Compared to Previous Week	On Hand (CSS Inventory Locations)
BYD DE2322	 	 		3,944 Boxes (20 per Box) Avg Issue Last 7 Days – 47 Box
MMM 1860	 	 		6,186 Boxes (20 per Box) Avg Issue Last 7 Days – 19 Box
MMM 1860S	 	 		3,682 Boxes (20 per Box) Avg Issue Last 7 Days – 14 Box
MMM 8210	 	 		14,300 Boxes (20 per Box) Avg Issue Last 7 Days – 11 Box
MMM 8210Plus	 	 		136 Boxes (20 per Box) Avg Issue Last 7 Days – 0 Box
Non Conforming	 	 		Various UOMs Large Quantities

Item	Lawson #	Item	Lawson #
BYD DE2322	74553	MMM 8210	93837
MMM 1860	3154	MMM 8210Plus	94588
MMM 1860S	8445		





	Green	Yellow	Red	Supply Chain Trend	
*DIOH	≥ 30 Days	29 – 15 Days	≤ 14 Days		Higher
Re-supply	<ul style="list-style-type: none"> Regular re-supply and not on allocation with standard supplier No shortages Alternatives vendors confirmed Or (On allocation + alternative vendors confirmed) 	<ul style="list-style-type: none"> On Allocation with standard supplier No alternative identified 	<ul style="list-style-type: none"> No Confirmed allocations expected No alternatives identified, no PO or deliveries expected 		Lower
**Covid (+) Census vs. Baseline (7/20)	< 10% increase	10-19% increase	≥ 20% from baseline		Steady

PPE & Census Weekly Snapshot – 02/07/2022




Item	PPE Supply Chain		Supply Chain Trend	Covid (+) Census
	Days Inventory On Hand (DIOH)*	Re-supply	Utilization Compared to Previous Week	Percentage Increase over Baseline**
Masks N95	Green	Red	↑	Red
Masks (Surgical/Procedural)	Green	Green	↓	
Eyewear (Goggles/Glasses)	Green	Green	↔	
Face Shields	Green	Green	↓	
Gowns – Isolation	Green	Green	↑	
Gowns - Surgical	Green	Green	↓	
Gloves	Green	Yellow	↓	
Hand Soap	Green	Green	↔	
Hand Sanitizer	Green	Green	↔	
Surface Disinfectant	Green	Green	↓	

	Green	Yellow	Red	Supply Chain Trend	
*DIOH	≥ 30 Days	29 – 15 Days	≤ 14 Days	↑	Higher
Re-supply	<ul style="list-style-type: none"> Regular re-supply and not on allocation with standard supplier No shortages Alternatives vendors confirmed Or (On allocation + alternative vendors confirmed) 	<ul style="list-style-type: none"> On Allocation with standard supplier No alternative identified 	<ul style="list-style-type: none"> No Confirmed allocations expected No alternatives identified, no PO or deliveries expected 	↓	Lower
**Covid (+) Census vs. Baseline (7/20)	< 10% increase	10-19% increase	≥ 20% from baseline	↔	Steady

N95 Weekly Snapshot – 01/31/2022

Item	PPE Supply Chain		Supply Chain Trend	Covid (+) Census
	Days Inventory On Hand (DIOH)*	Re-supply	Utilization Compared to Previous Week	On Hand (CSS Inventory Locations)
BYD DE2322				0 Boxes
MMM 1860				6244 Boxes (20 per Box)
MMM 1860S				3687 Boxes (20 per Box)
MMM 8210				14,376 Boxes (20 per Box)
MMM 8210Plus				136 Boxes (20 per Box) Minimal Usage
Non Conforming				Various UOMs Large Quantities

Item	Lawson #	Item	Lawson #
BYD DE2322	74553	MMM 8210	93837
MMM 1860	3154	MMM 8210Plus	94588
MMM 1860S	8445		

	Green	Yellow	Red	Supply Chain Trend	
*DIOH	≥ 30 Days	29 – 15 Days	≤ 14 Days		Higher
Re-supply	<ul style="list-style-type: none"> Regular re-supply and not on allocation with standard supplier No shortages Alternatives vendors confirmed Or (On allocation + alternative vendors confirmed) 	<ul style="list-style-type: none"> On Allocation with standard supplier No alternative identified 	<ul style="list-style-type: none"> No Confirmed allocations expected No alternatives identified, no PO or deliveries expected 		Lower
**Covid (+) Census vs. Baseline (7/20)	< 10% increase	10-19% increase	≥ 20% from baseline		Steady

PPE & Census Weekly Snapshot – 01/31/2022

Item	PPE Supply Chain		Supply Chain Trend	Covid (+) Census
	Days Inventory On Hand (DIOH)*	Re-supply	Utilization Compared to Previous Week	Percentage Increase over Baseline**
Masks N95	Yellow	Red	Down Arrow	Red
Masks (Surgical/Procedural)	Green	Green	Steady Arrow	
Eyewear (Goggles/Glasses)	Green	Green	Down Arrow	
Face Shields	Green	Green	Up Arrow	
Gowns – Isolation	Green	Green	Steady Arrow	
Gowns - Surgical	Green	Green	Down Arrow	
Gloves	Green	Yellow	Up Arrow	
Hand Soap	Green	Green	Steady Arrow	
Hand Sanitizer	Green	Green	Steady Arrow	
Surface Disinfectant	Green	Green	Up Arrow	

	Green	Yellow	Red	Supply Chain Trend	
*DIOH	≥ 30 Days	29 – 15 Days	≤ 14 Days	Up Arrow	Higher
Re-supply	<ul style="list-style-type: none"> Regular re-supply and not on allocation with standard supplier No shortages Alternatives vendors confirmed Or (On allocation + alternative vendors confirmed) 	<ul style="list-style-type: none"> On Allocation with standard supplier No alternative identified 	<ul style="list-style-type: none"> No Confirmed allocations expected No alternatives identified, no PO or deliveries expected 	Down Arrow	Lower
**Covid (+) Census vs. Baseline (7/20)	< 10% increase	10-19% increase	≥ 20% from baseline	Steady Arrow	Steady

PPE & Census Weekly Snapshot – 01/24/2022

Item	PPE Supply Chain		Supply Chain Trend	Covid (+) Census
	Days Inventory On Hand (DIOH)*	Re-supply	Utilization Compared to Previous Week	Percentage Increase over Baseline**
Masks N95	Green	Red	↑	Red
Masks (Surgical/Procedural)	Green	Green	↔	
Eyewear (Goggles/Glasses)	Green	Green	↑	
Face Shields	Green	Green	↔	
Gowns – Isolation	Green	Green	↑	
Gowns - Surgical	Green	Green	↑	
Gloves	Green	Yellow	↓	
Hand Soap	Green	Green	↔	
Hand Sanitizer	Green	Green	↔	
Surface Disinfectant	Green	Green	↓	

	Green	Yellow	Red	Supply Chain Trend	
*DIOH	≥ 30 Days	29 – 15 Days	≤ 14 Days	↑	Higher
Re-supply	<ul style="list-style-type: none"> Regular re-supply and not on allocation with standard supplier No shortages Alternatives vendors confirmed Or (On allocation + alternative vendors confirmed) 	<ul style="list-style-type: none"> On Allocation with standard supplier No alternative identified 	<ul style="list-style-type: none"> No Confirmed allocations expected No alternatives identified, no PO or deliveries expected 	↓	Lower
**Covid (+) Census vs. Baseline (7/20)	< 10% increase	10-19% increase	≥ 20% from baseline	↔	Steady

PPE & Census Weekly Snapshot – 01/17/2022

Item	PPE Supply Chain		Supply Chain Trend	Covid (+) Census
	Days Inventory On Hand (DIOH)*	Re-supply	Utilization Compared to Previous Week	Percentage Increase over Baseline**
Masks N95	Green	Yellow	↑	Red
Masks (Surgical/Procedural)	Green	Green	↔	
Eyewear (Goggles/Glasses)	Green	Green	↑	
Face Shields	Green	Green	↑	
Gowns – Isolation	Green	Green	↑	
Gowns - Surgical	Green	Green	↑	
Gloves	Green	Yellow	↑	
Hand Soap	Green	Green	↔	
Hand Sanitizer	Green	Green	↔	
Surface Disinfectant	Green	Green	↑	

	Green	Yellow	Red	Supply Chain Trend	
*DIOH	≥ 30 Days	29 – 15 Days	≤ 14 Days	↑	Higher
Re-supply	<ul style="list-style-type: none"> Regular re-supply and not on allocation with standard supplier No shortages Alternatives vendors confirmed Or (On allocation + alternative vendors confirmed) 	<ul style="list-style-type: none"> On Allocation with standard supplier No alternative identified 	<ul style="list-style-type: none"> No Confirmed allocations expected No alternatives identified, no PO or deliveries expected 	↓	Lower
**Covid (+) Census vs. Baseline (7/20)	< 10% increase	10-19% increase	≥ 20% from baseline	↔	Steady

PPE & Census Weekly Snapshot – 01/10/2022

Item	PPE Supply Chain		Supply Chain Trend	Covid (+) Census
	Days Inventory On Hand (DIOH)*	Re-supply	Utilization Compared to Previous Week	Percentage Increase over Baseline**
Masks N95	Green	Yellow	↑	Red
Masks (Surgical/Procedural)	Green	Green	↑	
Eyewear (Goggles/Glasses)	Green	Green	↑	
Face Shields	Green	Green	↓	
Gowns – Isolation	Green	Green	↑	
Gowns - Surgical	Green	Green	↓	
Gloves	Green	Yellow	↔	
Hand Soap	Green	Green	↔	
Hand Sanitizer	Green	Green	↔	
Surface Disinfectant	Green	Green	↑	

	Green	Yellow	Red	Supply Chain Trend	
*DIOH	≥ 30 Days	29 – 15 Days	≤ 14 Days	↑	Higher
Re-supply	<ul style="list-style-type: none"> Regular re-supply and not on allocation with standard supplier No shortages Alternatives vendors confirmed Or (On allocation + alternative vendors confirmed) 	<ul style="list-style-type: none"> On Allocation with standard supplier No alternative identified 	<ul style="list-style-type: none"> No Confirmed allocations expected No alternatives identified, no PO or deliveries expected 	↓	Lower
**Covid (+) Census vs. Baseline (7/20)	< 10% increase	10-19% increase	≥ 20% from baseline	↔	Steady

PPE & Census Weekly Snapshot – 01/03/2022

Item	PPE Supply Chain		Supply Chain Trend	Covid (+) Census
	Days Inventory On Hand (DIOH)*	Re-supply	Utilization Compared to Previous Week	Percentage Increase over Baseline**
Masks N95	Green	Yellow	↑	Green
Masks (Surgical/Procedural)	Green	Green	↑	
Eyewear (Goggles/Glasses)	Green	Green	↑	
Face Shields	Green	Green	↓	
Gowns – Isolation	Green	Green	↓	
Gowns - Surgical	Green	Green	↑	
Gloves	Green	Yellow	↓	
Hand Soap	Green	Green	↔	
Hand Sanitizer	Green	Green	↔	
Surface Disinfectant	Green	Green	↓	

	Green	Yellow	Red	Supply Chain Trend	
*DIOH	≥ 30 Days	29 – 15 Days	≤ 14 Days	↑	Higher
Re-supply	<ul style="list-style-type: none"> Regular re-supply and not on allocation with standard supplier No shortages Alternatives vendors confirmed Or (On allocation + alternative vendors confirmed) 	<ul style="list-style-type: none"> On Allocation with standard supplier No alternative identified 	<ul style="list-style-type: none"> No Confirmed allocations expected No alternatives identified, no PO or deliveries expected 	↓	Lower
**Covid (+) Census vs. Baseline (7/20)	< 10% increase	10-19% increase	≥ 20% from baseline	↔	Steady

PPE & Census Weekly Snapshot – 12/27/2021

Item	PPE Supply Chain		Supply Chain Trend	Covid (+) Census
	Days Inventory On Hand (DIOH)*	Re-supply	Utilization Compared to Previous Week	Percentage Increase over Baseline**
Masks N95	Green	Yellow	↑	Green
Masks (Surgical/Procedural)	Green	Green	↓	
Eyewear (Goggles/Glasses)	Green	Green	↑	
Face Shields	Green	Green	↔	
Gowns – Isolation	Green	Green	↑	
Gowns - Surgical	Green	Green	↑	
Gloves	Green	Yellow	↑	
Hand Soap	Green	Green	↔	
Hand Sanitizer	Green	Green	↔	
Surface Disinfectant	Green	Green	↔	

	Green	Yellow	Red	Supply Chain Trend	
*DIOH	≥ 30 Days	29 – 15 Days	≤ 14 Days	↑	Higher
Re-supply	<ul style="list-style-type: none"> Regular re-supply and not on allocation with standard supplier No shortages Alternatives vendors confirmed Or (On allocation + alternative vendors confirmed) 	<ul style="list-style-type: none"> On Allocation with standard supplier No alternative identified 	<ul style="list-style-type: none"> No Confirmed allocations expected No alternatives identified, no PO or deliveries expected 	↓	Lower
**Covid (+) Census vs. Baseline (7/20)	< 10% increase	10-19% increase	≥ 20% from baseline	↔	Steady

PPE & Census Weekly Snapshot – 12/20/2021

Item	PPE Supply Chain		Supply Chain Trend	Covid (+) Census
	Days Inventory On Hand (DIOH)*	Re-supply	Utilization Compared to Previous Week	Percentage Increase over Baseline**
Masks N95	Green	Yellow	↑	Green
Masks (Surgical/Procedural)	Green	Green	↑	
Eyewear (Goggles/Glasses)	Green	Green	↓	
Face Shields	Green	Green	↑	
Gowns – Isolation	Green	Green	↓	
Gowns - Surgical	Green	Green	↑	
Gloves	Green	Yellow	↔	
Hand Soap	Green	Green	↔	
Hand Sanitizer	Green	Green	↑	
Surface Disinfectant	Green	Green	↓	

	Green	Yellow	Red	Supply Chain Trend	
*DIOH	≥ 30 Days	29 – 15 Days	≤ 14 Days	↑	Higher
Re-supply	<ul style="list-style-type: none"> Regular re-supply and not on allocation with standard supplier No shortages Alternatives vendors confirmed Or (On allocation + alternative vendors confirmed) 	<ul style="list-style-type: none"> On Allocation with standard supplier No alternative identified 	<ul style="list-style-type: none"> No Confirmed allocations expected No alternatives identified, no PO or deliveries expected 	↓	Lower
**Covid (+) Census vs. Baseline (7/20)	< 10% increase	10-19% increase	≥ 20% from baseline	↔	Steady

PPE & Census Weekly Snapshot – 12/13/2021

Item	PPE Supply Chain		Supply Chain Trend	Covid (+) Census
	Days Inventory On Hand (DIOH)*	Re-supply	Utilization Compared to Previous Week	Percentage Increase over Baseline**
Masks N95	Green	Yellow	↑	Green
Masks (Surgical/Procedural)	Green	Green	↓	
Eyewear (Goggles/Glasses)	Green	Green	↑	
Face Shields	Green	Green	↓	
Gowns – Isolation	Green	Green	↔	
Gowns - Surgical	Green	Green	↔	
Gloves	Green	Yellow	↓	
Hand Soap	Green	Green	↔	
Hand Sanitizer	Green	Green	↑	
Surface Disinfectant	Green	Green	↔	

	Green	Yellow	Red	Supply Chain Trend	
*DIOH	≥ 30 Days	29 – 15 Days	≤ 14 Days	↑	Higher
Re-supply	<ul style="list-style-type: none"> Regular re-supply and not on allocation with standard supplier No shortages Alternatives vendors confirmed Or (On allocation + alternative vendors confirmed) 	<ul style="list-style-type: none"> On Allocation with standard supplier No alternative identified 	<ul style="list-style-type: none"> No Confirmed allocations expected No alternatives identified, no PO or deliveries expected 	↓	Lower
**Covid (+) Census vs. Baseline (7/20)	< 10% increase	10-19% increase	≥ 20% from baseline	↔	Steady

PPE & Census Weekly Snapshot – 12/01/2021

Item	PPE Supply Chain		Supply Chain Trend	Covid (+) Census
	Days Inventory On Hand (DIOH)*	Re-supply	Utilization Compared to Previous Week	Percentage Increase over Baseline**
Masks N95	Green	Yellow	↔	Green
Masks (Surgical/Procedural)	Green	Green	↓	
Eyewear (Goggles/Glasses)	Green	Green	↔	
Face Shields	Green	Green	↑	
Gowns – Isolation	Green	Green	↑	
Gowns - Surgical	Green	Green	↓	
Gloves	Green	Yellow	↓	
Hand Soap	Green	Green	↔	
Hand Sanitizer	Green	Green	↑	
Surface Disinfectant	Green	Green	↑	

	Green	Yellow	Red	Supply Chain Trend	
*DIOH	≥ 30 Days	29 – 15 Days	≤ 14 Days	↑	Higher
Re-supply	<ul style="list-style-type: none"> Regular re-supply and not on allocation with standard supplier No shortages Alternatives vendors confirmed Or (On allocation + alternative vendors confirmed) 	<ul style="list-style-type: none"> On Allocation with standard supplier No alternative identified 	<ul style="list-style-type: none"> No Confirmed allocations expected No alternatives identified, no PO or deliveries expected 		↓
**Covid (+) Census vs. Baseline (7/20)	< 10% increase	10-19% increase	≥ 20% from baseline	↔	Steady

PPE & Census Weekly Snapshot – 11/22/2021

Item	PPE Supply Chain		Supply Chain Trend	Covid (+) Census
	Days Inventory On Hand (DIOH)*	Re-supply	Utilization Compared to Previous Week	Percentage Increase over Baseline**
Masks N95	Green	Yellow	↔	Green
Masks (Surgical/Procedural)	Green	Green	↑	
Eyewear (Goggles/Glasses)	Green	Green	↔	
Face Shields	Green	Green	↑	
Gowns – Isolation	Green	Green	↔	
Gowns - Surgical	Green	Green	↓	
Gloves	Green	Yellow	↑	
Hand Soap	Green	Green	↔	
Hand Sanitizer	Green	Green	↔	
Surface Disinfectant	Green	Green	↓	

	Green	Yellow	Red	Supply Chain Trend	
*DIOH	≥ 30 Days	29 – 15 Days	≤ 14 Days	↑	Higher
Re-supply	<ul style="list-style-type: none"> Regular re-supply and not on allocation with standard supplier No shortages Alternatives vendors confirmed Or (On allocation + alternative vendors confirmed) 	<ul style="list-style-type: none"> On Allocation with standard supplier No alternative identified 	<ul style="list-style-type: none"> No Confirmed allocations expected No alternatives identified, no PO or deliveries expected 		↓
**Covid (+) Census vs. Baseline (7/20)	< 10% increase	10-19% increase	≥ 20% from baseline	↔	Steady

PPE & Census Weekly Snapshot – 11/15/2021

Item	PPE Supply Chain		Supply Chain Trend	Covid (+) Census
	Days Inventory On Hand (DIOH)*	Re-supply	Utilization Compared to Previous Week	Percentage Increase over Baseline**
Masks N95	Green	Yellow	↔	Green
Masks (Surgical/Procedural)	Green	Green	↔	
Eyewear (Goggles/Glasses)	Green	Green	↓	
Face Shields	Green	Green	↔	
Gowns – Isolation	Green	Green	↔	
Gowns - Surgical	Green	Green	↑	
Gloves	Green	Yellow	↑	
Hand Soap	Green	Green	↔	
Hand Sanitizer	Green	Green	↔	
Surface Disinfectant	Green	Green	↑	

	Green	Yellow	Red	Supply Chain Trend	
*DIOH	≥ 30 Days	29 – 15 Days	≤ 14 Days	↑	Higher
Re-supply	<ul style="list-style-type: none"> Regular re-supply and not on allocation with standard supplier No shortages Alternatives vendors confirmed Or (On allocation + alternative vendors confirmed) 	<ul style="list-style-type: none"> On Allocation with standard supplier No alternative identified 	<ul style="list-style-type: none"> No Confirmed allocations expected No alternatives identified, no PO or deliveries expected 		↓
**Covid (+) Census vs. Baseline (7/20)	< 10% increase	10-19% increase	≥ 20% from baseline	↔	Steady

PPE & Census Weekly Snapshot – 11/08/2021

Item	PPE Supply Chain		Supply Chain Trend	Covid (+) Census
	Days Inventory On Hand (DIOH)*	Re-supply	Utilization Compared to Previous Week	Percentage Increase over Baseline**
Masks N95	Green	Yellow	↑	Green
Masks (Surgical/Procedural)	Green	Green	↑	
Eyewear (Goggles/Glasses)	Green	Green	↑	
Face Shields	Green	Green	↔	
Gowns – Isolation	Green	Green	↓	
Gowns - Surgical	Green	Green	↓	
Gloves	Green	Yellow	↔	
Hand Soap	Green	Green	↔	
Hand Sanitizer	Green	Green	↔	
Surface Disinfectant	Green	Green	↓	

	Green	Yellow	Red	Supply Chain Trend	
*DIOH	≥ 30 Days	29 – 15 Days	≤ 14 Days	↑	Higher
Re-supply	<ul style="list-style-type: none"> Regular re-supply and not on allocation with standard supplier No shortages Alternatives vendors confirmed Or (On allocation + alternative vendors confirmed) 	<ul style="list-style-type: none"> On Allocation with standard supplier No alternative identified 	<ul style="list-style-type: none"> No Confirmed allocations expected No alternatives identified, no PO or deliveries expected 	↓	Lower
**Covid (+) Census vs. Baseline (7/20)	< 10% increase	10-19% increase	≥ 20% from baseline	↔	Steady

PPE & Census Weekly Snapshot – 11/01/2021

Item	PPE Supply Chain		Supply Chain Trend	Covid (+) Census
	Days Inventory On Hand (DIOH)*	Re-supply	Utilization Compared to Previous Week	Percentage Increase over Baseline**
Masks N95	Green	Yellow	↔	Green
Masks (Surgical/Procedural)	Green	Green	↔	
Eyewear (Goggles/Glasses)	Green	Green	↑	
Face Shields	Green	Green	↔	
Gowns – Isolation	Green	Green	↑	
Gowns - Surgical	Green	Green	↑	
Gloves	Green	Yellow	↓	
Hand Soap	Green	Green	↔	
Hand Sanitizer	Green	Green	↔	
Surface Disinfectant	Green	Green	↓	

	Green	Yellow	Red	Supply Chain Trend	
*DIOH	≥ 30 Days	29 – 15 Days	≤ 14 Days	↑	Higher
Re-supply	<ul style="list-style-type: none"> Regular re-supply and not on allocation with standard supplier No shortages Alternatives vendors confirmed Or (On allocation + alternative vendors confirmed) 	<ul style="list-style-type: none"> On Allocation with standard supplier No alternative identified 	<ul style="list-style-type: none"> No Confirmed allocations expected No alternatives identified, no PO or deliveries expected 		↓
**Covid (+) Census vs. Baseline (7/20)	< 10% increase	10-19% increase	≥ 20% from baseline	↔	Steady

PPE & Census Weekly Snapshot – 10/25/2021

Item	PPE Supply Chain		Supply Chain Trend	Covid (+) Census
	Days Inventory On Hand (DIOH)*	Re-supply	Utilization Compared to Previous Week	Percentage Increase over Baseline**
Masks N95	Green	Yellow	Down Arrow	Green
Masks (Surgical/Procedural)	Green	Green	Up Arrow	
Eyewear (Goggles/Glasses)	Green	Green	Steady Arrow	
Face Shields	Green	Green	Up Arrow	
Gowns – Isolation	Green	Green	Steady Arrow	
Gowns - Surgical	Green	Green	Up Arrow	
Gloves	Green	Yellow	Up Arrow	
Hand Soap	Green	Green	Steady Arrow	
Hand Sanitizer	Green	Green	Steady Arrow	
Surface Disinfectant	Green	Green	Up Arrow	

	Green	Yellow	Red	Supply Chain Trend	
*DIOH	≥ 30 Days	29 – 15 Days	≤ 14 Days	Up Arrow	Higher
Re-supply	<ul style="list-style-type: none"> Regular re-supply and not on allocation with standard supplier No shortages Alternatives vendors confirmed Or (On allocation + alternative vendors confirmed) 	<ul style="list-style-type: none"> On Allocation with standard supplier No alternative identified 	<ul style="list-style-type: none"> No Confirmed allocations expected No alternatives identified, no PO or deliveries expected 		Down Arrow
**Covid (+) Census vs. Baseline (7/20)	< 10% increase	10-19% increase	≥ 20% from baseline	Steady Arrow	Steady

PPE & Census Weekly Snapshot – 10/18/2021

Item	PPE Supply Chain		Supply Chain Trend	Covid (+) Census
	Days Inventory On Hand (DIOH)*	Re-supply	Utilization Compared to Previous Week	Percentage Increase over Baseline**
Masks N95	Green	Yellow	Down Arrow	Green
Masks (Surgical/Procedural)	Green	Green	Down Arrow	
Eyewear (Goggles/Glasses)	Green	Green	Steady Arrow	
Face Shields	Green	Green	Steady Arrow	
Gowns – Isolation	Green	Green	Up Arrow	
Gowns - Surgical	Green	Green	Down Arrow	
Gloves	Green	Yellow	Down Arrow	
Hand Soap	Green	Green	Steady Arrow	
Hand Sanitizer	Green	Green	Steady Arrow	
Surface Disinfectant	Green	Green	Down Arrow	

	Green	Yellow	Red	Supply Chain Trend	
*DIOH	≥ 30 Days	29 – 15 Days	≤ 14 Days	Up Arrow	Higher
Re-supply	<ul style="list-style-type: none"> Regular re-supply and not on allocation with standard supplier No shortages Alternatives vendors confirmed Or (On allocation + alternative vendors confirmed) 	<ul style="list-style-type: none"> On Allocation with standard supplier No alternative identified 	<ul style="list-style-type: none"> No Confirmed allocations expected No alternatives identified, no PO or deliveries expected 		Down Arrow
**Covid (+) Census vs. Baseline (7/20)	< 10% increase	10-19% increase	≥ 20% from baseline	Steady Arrow	Steady

PPE & Census Weekly Snapshot – 10/11/2021

Item	PPE Supply Chain		Supply Chain Trend	Covid (+) Census
	Days Inventory On Hand (DIOH)*	Re-supply	Utilization Compared to Previous Week	Percentage Increase over Baseline**
Masks N95	Green	Yellow	↔	Green
Masks (Surgical/Procedural)	Green	Green	↑	
Eyewear (Goggles/Glasses)	Green	Green	↔	
Face Shields	Green	Green	↔	
Gowns – Isolation	Green	Green	↔	
Gowns - Surgical	Green	Green	↑	
Gloves	Green	Yellow	↑	
Hand Soap	Green	Green	↔	
Hand Sanitizer	Green	Green	↔	
Surface Disinfectant	Green	Green	↑	

	Green	Yellow	Red	Supply Chain Trend	
*DIOH	≥ 30 Days	29 – 15 Days	≤ 14 Days	↑	Higher
Re-supply	<ul style="list-style-type: none"> Regular re-supply and not on allocation with standard supplier No shortages Alternatives vendors confirmed Or (On allocation + alternative vendors confirmed) 	<ul style="list-style-type: none"> On Allocation with standard supplier No alternative identified 	<ul style="list-style-type: none"> No Confirmed allocations expected No alternatives identified, no PO or deliveries expected 		↓
**Covid (+) Census vs. Baseline (7/20)	< 10% increase	10-19% increase	≥ 20% from baseline	↔	Steady

PPE & Census Weekly Snapshot – 10/04/2021

Item	PPE Supply Chain		Supply Chain Trend	Covid (+) Census
	Days Inventory On Hand (DIOH)*	Re-supply	Utilization Compared to Previous Week	Percentage Increase over Baseline**
Masks N95	Green	Yellow	↔	Green
Masks (Surgical/Procedural)	Green	Green	↓	
Eyewear (Goggles/Glasses)	Green	Green	↓	
Face Shields	Green	Green	↓	
Gowns – Isolation	Green	Green	↓	
Gowns - Surgical	Green	Green	↑	
Gloves	Green	Yellow	↓	
Hand Soap	Green	Green	↔	
Hand Sanitizer	Green	Green	↔	
Surface Disinfectant	Green	Green	↓	

	Green	Yellow	Red	Supply Chain Trend	
*DIOH	≥ 30 Days	29 – 15 Days	≤ 14 Days	↑	Higher
Re-supply	<ul style="list-style-type: none"> Regular re-supply and not on allocation with standard supplier No shortages Alternatives vendors confirmed Or (On allocation + alternative vendors confirmed) 	<ul style="list-style-type: none"> On Allocation with standard supplier No alternative identified 	<ul style="list-style-type: none"> No Confirmed allocations expected No alternatives identified, no PO or deliveries expected 		↓
**Covid (+) Census vs. Baseline (7/20)	< 10% increase	10-19% increase	≥ 20% from baseline	↔	Steady

PPE & Census Weekly Snapshot – 09/27/2021

Item	PPE Supply Chain		Supply Chain Trend	Covid (+) Census
	Days Inventory On Hand (DIOH)*	Re-supply	Utilization Compared to Previous Week	Percentage Increase over Baseline**
Masks N95	Green	Yellow	Down Arrow	Green
Masks (Surgical/Procedural)	Green	Green	Steady Arrow	
Eyewear (Goggles/Glasses)	Green	Green	Down Arrow	
Face Shields	Green	Green	Up Arrow	
Gowns – Isolation	Green	Green	Up Arrow	
Gowns - Surgical	Green	Green	Steady Arrow	
Gloves	Green	Yellow	Up Arrow	
Hand Soap	Green	Yellow	Steady Arrow	
Hand Sanitizer	Green	Green	Steady Arrow	
Surface Disinfectant	Green	Green	Up Arrow	

	Green	Yellow	Red	Supply Chain Trend	
*DIOH	≥ 30 Days	29 – 15 Days	≤ 14 Days	Up Arrow	Higher
Re-supply	<ul style="list-style-type: none"> Regular re-supply and not on allocation with standard supplier No shortages Alternatives vendors confirmed Or (On allocation + alternative vendors confirmed) 	<ul style="list-style-type: none"> On Allocation with standard supplier No alternative identified 	<ul style="list-style-type: none"> No Confirmed allocations expected No alternatives identified, no PO or deliveries expected 		Down Arrow
**Covid (+) Census vs. Baseline (7/20)	< 10% increase	10-19% increase	≥ 20% from baseline	Steady Arrow	Steady

PPE & Census Weekly Snapshot – 09/20/2021

Item	PPE Supply Chain		Supply Chain Trend	Covid (+) Census
	Days Inventory On Hand (DIOH)*	Re-supply	Utilization Compared to Previous Week	Percentage Increase over Baseline**
Masks N95	Green	Yellow	Down Arrow	Green
Masks (Surgical/Procedural)	Green	Green	Steady Arrow	
Eyewear (Goggles/Glasses)	Green	Green	Down Arrow	
Face Shields	Green	Green	Steady Arrow	
Gowns – Isolation	Green	Green	Down Arrow	
Gowns - Surgical	Green	Green	Down Arrow	
Gloves	Green	Yellow	Up Arrow	
Hand Soap	Green	Yellow	Steady Arrow	
Hand Sanitizer	Green	Green	Steady Arrow	
Surface Disinfectant	Green	Green	Up Arrow	

	Green	Yellow	Red	Supply Chain Trend	
*DIOH	≥ 30 Days	29 – 15 Days	≤ 14 Days	Up Arrow	Higher
Re-supply	<ul style="list-style-type: none"> Regular re-supply and not on allocation with standard supplier No shortages Alternatives vendors confirmed Or (On allocation + alternative vendors confirmed) 	<ul style="list-style-type: none"> On Allocation with standard supplier No alternative identified 	<ul style="list-style-type: none"> No Confirmed allocations expected No alternatives identified, no PO or deliveries expected 		Down Arrow
**Covid (+) Census vs. Baseline (7/20)	< 10% increase	10-19% increase	≥ 20% from baseline	Steady Arrow	Steady

PPE & Census Weekly Snapshot – 09/13/2021

Item	PPE Supply Chain		Supply Chain Trend	Covid (+) Census
	Days Inventory On Hand (DIOH)*	Re-supply	Utilization Compared to Previous Week	Percentage Increase over Baseline**
Masks N95	Green	Yellow	Down Arrow	Green
Masks (Surgical/Procedural)	Green	Green	Steady Arrow	
Eyewear (Goggles/Glasses)	Green	Green	Up Arrow	
Face Shields	Green	Green	Steady Arrow	
Gowns – Isolation	Green	Green	Steady Arrow	
Gowns - Surgical	Green	Green	Down Arrow	
Gloves	Green	Yellow	Down Arrow	
Hand Soap	Green	Yellow	Steady Arrow	
Hand Sanitizer	Green	Green	Steady Arrow	
Surface Disinfectant	Green	Green	Down Arrow	

	Green	Yellow	Red	Supply Chain Trend	
*DIOH	≥ 30 Days	29 – 15 Days	≤ 14 Days	Up Arrow	Higher
Re-supply	<ul style="list-style-type: none"> Regular re-supply and not on allocation with standard supplier No shortages Alternatives vendors confirmed Or (On allocation + alternative vendors confirmed) 	<ul style="list-style-type: none"> On Allocation with standard supplier No alternative identified 	<ul style="list-style-type: none"> No Confirmed allocations expected No alternatives identified, no PO or deliveries expected 		Down Arrow
**Covid (+) Census vs. Baseline (7/20)	< 10% increase	10-19% increase	≥ 20% from baseline	Steady Arrow	Steady

PPE & Census Weekly Snapshot – 09/07/2021

Item	PPE Supply Chain		Supply Chain Trend	Covid (+) Census
	Days Inventory On Hand (DIOH)*	Re-supply	Utilization Compared to Previous Week	Percentage Increase over Baseline**
Masks N95	Green	Yellow	↑	Green
Masks (Surgical/Procedural)	Green	Green	↑	
Eyewear (Goggles/Glasses)	Green	Green	↑	
Face Shields	Green	Green	↑	
Gowns – Isolation	Green	Green	↓	
Gowns - Surgical	Green	Green	↑	
Gloves	Green	Yellow	↑	
Hand Soap	Green	Yellow	↑	
Hand Sanitizer	Green	Green	↔	
Surface Disinfectant	Green	Green	↔	

	Green	Yellow	Red	Supply Chain Trend	
*DIOH	≥ 30 Days	29 – 15 Days	≤ 14 Days	↑	Higher
Re-supply	<ul style="list-style-type: none"> Regular re-supply and not on allocation with standard supplier No shortages Alternatives vendors confirmed Or (On allocation + alternative vendors confirmed) 	<ul style="list-style-type: none"> On Allocation with standard supplier No alternative identified 	<ul style="list-style-type: none"> No Confirmed allocations expected No alternatives identified, no PO or deliveries expected 	↓	Lower
**Covid (+) Census vs. Baseline (7/20)	< 10% increase	10-19% increase	≥ 20% from baseline	↔	Steady

PPE & Census Weekly Snapshot – 08/30/2021

Item	PPE Supply Chain		Supply Chain Trend	Covid (+) Census
	Days Inventory On Hand (DIOH)*	Re-supply	Utilization Compared to Previous Week	Percentage Increase over Baseline**
Masks N95	Green	Yellow	↔	Green
Masks (Surgical/Procedural)	Green	Green	↓	
Eyewear (Goggles/Glasses)	Green	Green	↑	
Face Shields	Green	Green	↓	
Gowns – Isolation	Green	Green	↑	
Gowns - Surgical	Green	Green	↑	
Gloves	Green	Yellow	↑	
Hand Soap	Green	Yellow	↑	
Hand Sanitizer	Green	Green	↔	
Surface Disinfectant	Green	Green	↔	

	Green	Yellow	Red	Supply Chain Trend	
*DIOH	≥ 30 Days	29 – 15 Days	≤ 14 Days	↑	Higher
Re-supply	<ul style="list-style-type: none"> Regular re-supply and not on allocation with standard supplier No shortages Alternatives vendors confirmed Or (On allocation + alternative vendors confirmed) 	<ul style="list-style-type: none"> On Allocation with standard supplier No alternative identified 	<ul style="list-style-type: none"> No Confirmed allocations expected No alternatives identified, no PO or deliveries expected 		↓
**Covid (+) Census vs. Baseline (7/20)	< 10% increase	10-19% increase	≥ 20% from baseline	↔	Steady

PPE & Census Weekly Snapshot – 08/23/2021

Item	PPE Supply Chain		Supply Chain Trend	Covid (+) Census
	Days Inventory On Hand (DIOH)*	Re-supply	Utilization Compared to Previous Week	Percentage Increase over Baseline**
Masks N95	Green	Yellow	Down Arrow	Green
Masks (Surgical/Procedural)	Green	Green	Up Arrow	
Eyewear (Goggles/Glasses)	Green	Green	Down Arrow	
Face Shields	Green	Green	Up Arrow	
Gowns – Isolation	Green	Green	Up Arrow	
Gowns - Surgical	Green	Green	Up Arrow	
Gloves	Green	Yellow	Down Arrow	
Hand Soap	Green	Yellow	Up Arrow	
Hand Sanitizer	Green	Green	Steady Arrow	
Surface Disinfectant	Green	Green	Up Arrow	

	Green	Yellow	Red	Supply Chain Trend	
*DIOH	≥ 30 Days	29 – 15 Days	≤ 14 Days	Up Arrow	Higher
Re-supply	<ul style="list-style-type: none"> Regular re-supply and not on allocation with standard supplier No shortages Alternatives vendors confirmed Or (On allocation + alternative vendors confirmed) 	<ul style="list-style-type: none"> On Allocation with standard supplier No alternative identified 	<ul style="list-style-type: none"> No Confirmed allocations expected No alternatives identified, no PO or deliveries expected 		Down Arrow
**Covid (+) Census vs. Baseline (7/20)	< 10% increase	10-19% increase	≥ 20% from baseline	Steady Arrow	Steady

PPE & Census Weekly Snapshot – 08/16/2021

Item	PPE Supply Chain		Supply Chain Trend	Covid (+) Census
	Days Inventory On Hand (DIOH)*	Re-supply	Utilization Compared to Previous Week	Percentage Increase over Baseline**
Masks N95	Green	Yellow	↑	Green
Masks (Surgical/Procedural)	Green	Green	↑	
Eyewear (Goggles/Glasses)	Green	Green	↑	
Face Shields	Green	Green	↑	
Gowns – Isolation	Green	Green	↓	
Gowns - Surgical	Green	Green	↓	
Gloves	Green	Yellow	↑	
Hand Soap	Green	Yellow	↑	
Hand Sanitizer	Green	Green	↔	
Surface Disinfectant	Green	Green	↑	

	Green	Yellow	Red	Supply Chain Trend	
*DIOH	≥ 30 Days	29 – 15 Days	≤ 14 Days	↑	Higher
Re-supply	<ul style="list-style-type: none"> Regular re-supply and not on allocation with standard supplier No shortages Alternatives vendors confirmed Or (On allocation + alternative vendors confirmed) 	<ul style="list-style-type: none"> On Allocation with standard supplier No alternative identified 	<ul style="list-style-type: none"> No Confirmed allocations expected No alternatives identified, no PO or deliveries expected 	↓	Lower
**Covid (+) Census vs. Baseline (7/20)	< 10% increase	10-19% increase	≥ 20% from baseline	↔	Steady

PPE & Census Weekly Snapshot – 08/09/2021

Item	PPE Supply Chain		Supply Chain Trend	Covid (+) Census
	Days Inventory On Hand (DIOH)*	Re-supply	Utilization Compared to Previous Week	Percentage Increase over Baseline**
Masks N95	Green	Yellow	↔	Green
Masks (Surgical/Procedural)	Green	Green	↔	
Eyewear (Goggles/Glasses)	Green	Green	↑	
Face Shields	Green	Green	↓	
Gowns – Isolation	Green	Green	↑	
Gowns - Surgical	Green	Green	↔	
Gloves	Green	Yellow	↑	
Hand Soap	Green	Yellow	↑	
Hand Sanitizer	Green	Green	↔	
Surface Disinfectant	Green	Green	↑	

	Green	Yellow	Red	Supply Chain Trend	
*DIOH	≥ 30 Days	29 – 15 Days	≤ 14 Days	↑	Higher
Re-supply	<ul style="list-style-type: none"> Regular re-supply and not on allocation with standard supplier No shortages Alternatives vendors confirmed Or (On allocation + alternative vendors confirmed) 	<ul style="list-style-type: none"> On Allocation with standard supplier No alternative identified 	<ul style="list-style-type: none"> No Confirmed allocations expected No alternatives identified, no PO or deliveries expected 		↓
**Covid (+) Census vs. Baseline (7/20)	< 10% increase	10-19% increase	≥ 20% from baseline	↔	Steady

PPE & Census Weekly Snapshot – 08/02/2021

Item	PPE Supply Chain		Supply Chain Trend	Covid (+) Census
	Days Inventory On Hand (DIOH)*	Re-supply	Utilization Compared to Previous Week	Percentage Increase over Baseline**
Masks N95	Green	Yellow	↑	Green
Masks (Surgical/Procedural)	Green	Green	↑	
Eyewear (Goggles/Glasses)	Green	Green	↑	
Face Shields	Green	Green	↔	
Gowns – Isolation	Green	Green	↔	
Gowns - Surgical	Green	Green	↑	
Gloves	Green	Yellow	↔	
Hand Soap	Green	Yellow	↑	
Hand Sanitizer	Green	Green	↔	
Surface Disinfectant	Green	Green	↔	

	Green	Yellow	Red	Supply Chain Trend	
*DIOH	≥ 30 Days	29 – 15 Days	≤ 14 Days	↑	Higher
Re-supply	<ul style="list-style-type: none"> Regular re-supply and not on allocation with standard supplier No shortages Alternatives vendors confirmed Or (On allocation + alternative vendors confirmed) 	<ul style="list-style-type: none"> On Allocation with standard supplier No alternative identified 	<ul style="list-style-type: none"> No Confirmed allocations expected No alternatives identified, no PO or deliveries expected 	↓	Lower
**Covid (+) Census vs. Baseline (7/20)	< 10% increase	10-19% increase	≥ 20% from baseline	↔	Steady

PPE & Census Weekly Snapshot – 07/26/2021

Item	PPE Supply Chain		Supply Chain Trend	Covid (+) Census
	Days Inventory On Hand (DIOH)*	Re-supply	Utilization Compared to Previous Week	Percentage Increase over Baseline**
Masks N95	Green	Yellow	↑	Green
Masks (Surgical/Procedural)	Green	Green	↑	
Eyewear (Goggles/Glasses)	Green	Green	↑	
Face Shields	Green	Green	↑	
Gowns – Isolation	Green	Green	↔	
Gowns - Surgical	Green	Green	↑	
Gloves	Green	Yellow	↑	
Hand Soap	Green	Yellow	↑	
Hand Sanitizer	Green	Green	↔	
Surface Disinfectant	Green	Green	↑	

	Green	Yellow	Red	Supply Chain Trend	
*DIOH	≥ 30 Days	29 – 15 Days	≤ 14 Days	↑	Higher
Re-supply	<ul style="list-style-type: none"> Regular re-supply and not on allocation with standard supplier No shortages Alternatives vendors confirmed Or (On allocation + alternative vendors confirmed) 	<ul style="list-style-type: none"> On Allocation with standard supplier No alternative identified 	<ul style="list-style-type: none"> No Confirmed allocations expected No alternatives identified, no PO or deliveries expected 	↓	Lower
**Covid (+) Census vs. Baseline (7/20)	< 10% increase	10-19% increase	≥ 20% from baseline	↔	Steady

PPE & Census Weekly Snapshot – 07/19/2021

Item	PPE Supply Chain		Supply Chain Trend	Covid (+) Census
	Days Inventory On Hand (DIOH)*	Re-supply	Utilization Compared to Previous Week	Percentage Increase over Baseline**
Masks N95	Green	Yellow	↑	Green
Masks (Surgical/Procedural)	Green	Green	↑	
Eyewear (Goggles/Glasses)	Green	Green	↓	
Face Shields	Green	Green	↔	
Gowns – Isolation	Green	Green	↔	
Gowns - Surgical	Green	Green	↔	
Gloves	Green	Yellow	↔	
Hand Soap	Green	Yellow		
Hand Sanitizer	Green	Green		
Surface Disinfectant	Green	Green	↔	

	Green	Yellow	Red	Supply Chain Trend	
*DIOH	≥ 30 Days	29 – 15 Days	≤ 14 Days	↑	Higher
Re-supply	<ul style="list-style-type: none"> Regular re-supply and not on allocation with standard supplier No shortages Alternatives vendors confirmed Or (On allocation + alternative vendors confirmed) 	<ul style="list-style-type: none"> On Allocation with standard supplier No alternative identified 	<ul style="list-style-type: none"> No Confirmed allocations expected No alternatives identified, no PO or deliveries expected 		↓
**Covid (+) Census vs. Baseline (7/20)	< 10% increase	10-19% increase	≥ 20% from baseline	↔	Steady

PPE & Census Weekly Snapshot – 07/12/2021

Item	PPE Supply Chain		Supply Chain Trend	Covid (+) Census
	Days Inventory On Hand (DIOH)*	Re-supply	Utilization Compared to Previous Week	Percentage Increase over Baseline**
Masks N95	Green	Yellow	Down Arrow	Green
Masks (Surgical/Procedural)	Green	Green	Steady Arrow	
Eyewear (Goggles/Glasses)	Green	Green	Steady Arrow	
Face Shields	Green	Green	Steady Arrow	
Gowns – Isolation	Green	Green	Steady Arrow	
Gowns - Surgical	Green	Green	Up Arrow	
Gloves	Green	Yellow	Steady Arrow	
Hand Soap	Green	Yellow	Up Arrow	
Hand Sanitizer	Green	Green	Up Arrow	
Surface Disinfectant	Green	Green	Steady Arrow	

	Green	Yellow	Red	Supply Chain Trend	
*DIOH	≥ 30 Days	29 – 15 Days	≤ 14 Days	Up Arrow	Higher
Re-supply	<ul style="list-style-type: none"> Regular re-supply and not on allocation with standard supplier No shortages Alternatives vendors confirmed Or (On allocation + alternative vendors confirmed) 	<ul style="list-style-type: none"> On Allocation with standard supplier No alternative identified 	<ul style="list-style-type: none"> No Confirmed allocations expected No alternatives identified, no PO or deliveries expected 		Down Arrow
**Covid (+) Census vs. Baseline (7/20)	< 10% increase	10-19% increase	≥ 20% from baseline	Steady Arrow	Steady

PPE & Census Weekly Snapshot – 06/28/2021

Item	PPE Supply Chain		Supply Chain Trend	Covid (+) Census
	Days Inventory On Hand (DIOH)*	Re-supply	Utilization Compared to Previous Week	Percentage Increase over Baseline**
Masks N95	Green	Yellow	↑	Green
Masks (Surgical/Procedural)	Green	Green	↑	
Eyewear (Goggles/Glasses)	Green	Green	↑	
Face Shields	Green	Green	↔	
Gowns – Isolation	Green	Green	↔	
Gowns - Surgical	Green	Green	↔	
Gloves	Green	Yellow	↑	
Hand Soap	Green	Yellow	↑	
Hand Sanitizer	Green	Green	↔	
Surface Disinfectant	Green	Green	↑	

	Green	Yellow	Red	Supply Chain Trend	
*DIOH	≥ 30 Days	29 – 15 Days	≤ 14 Days	↑	Higher
Re-supply	<ul style="list-style-type: none"> Regular re-supply and not on allocation with standard supplier No shortages Alternatives vendors confirmed Or (On allocation + alternative vendors confirmed) 	<ul style="list-style-type: none"> On Allocation with standard supplier No alternative identified 	<ul style="list-style-type: none"> No Confirmed allocations expected No alternatives identified, no PO or deliveries expected 	↓	Lower
**Covid (+) Census vs. Baseline (7/20)	< 10% increase	10-19% increase	≥ 20% from baseline	↔	Steady




PPE & Census Weekly Snapshot – 06/21/2021

Item	PPE Supply Chain		Supply Chain Trend	Covid (+) Census
	Days Inventory On Hand (DIOH)*	Re-supply	Utilization Compared to Previous Week	Percentage Increase over Baseline**
Masks N95	Green	Yellow	↔	Green
Masks (Surgical/Procedural)	Green	Green	↓	
Eyewear (Goggles/Glasses)	Green	Green	↔	
Face Shields	Green	Green	↔	
Gowns – Isolation	Green	Green	↔	
Gowns - Surgical	Green	Green	↑	
Gloves	Green	Yellow	↑	
Hand Soap	Green	Yellow	↑	
Hand Sanitizer	Green	Green	↔	
Surface Disinfectant	Green	Green	↔	

	Green	Yellow	Red	Supply Chain Trend	
*DIOH	≥ 30 Days	29 – 15 Days	≤ 14 Days	↑	Higher
Re-supply	<ul style="list-style-type: none"> Regular re-supply and not on allocation with standard supplier No shortages Alternatives vendors confirmed Or (On allocation + alternative vendors confirmed) 	<ul style="list-style-type: none"> On Allocation with standard supplier No alternative identified 	<ul style="list-style-type: none"> No Confirmed allocations expected No alternatives identified, no PO or deliveries expected 		↓
**Covid (+) Census vs. Baseline (7/20)	< 10% increase	10-19% increase	≥ 20% from baseline	↔	Steady

PPE & Census Weekly Snapshot – 06/14/2021

Item	PPE Supply Chain		Supply Chain Trend	Covid (+) Census
	Days Inventory On Hand (DIOH)*	Re-supply	Utilization Compared to Previous Week	Percentage Increase over Baseline**
Masks N95	Green	Yellow	Grey	Green
Masks (Surgical/Procedural)	Green	Green	Grey	
Eyewear (Goggles/Glasses)	Green	Green	Grey	
Face Shields	Green	Green	Grey	
Gowns – Isolation	Green	Green	Grey	
Gowns - Surgical	Green	Green	Grey	
Gloves	Green	Yellow	Grey	
Hand Soap	Green	Yellow	Grey	
Hand Sanitizer	Green	Green	Grey	
Surface Disinfectant	Green	Green	Grey	

	Green	Yellow	Red	Supply Chain Trend	
*DIOH	≥ 30 Days	29 – 15 Days	≤ 14 Days	 Higher  Lower	Higher
Re-supply	<ul style="list-style-type: none"> Regular re-supply and not on allocation with standard supplier No shortages Alternatives vendors confirmed Or (On allocation + alternative vendors confirmed) 	<ul style="list-style-type: none"> On Allocation with standard supplier No alternative identified 	<ul style="list-style-type: none"> No Confirmed allocations expected No alternatives identified, no PO or deliveries expected 		
**Covid (+) Census vs. Baseline (7/20)	< 10% increase	10-19% increase	≥ 20% from baseline	 Steady	Steady

PPE & Census Weekly Snapshot – 06/07/2021

Item	PPE Supply Chain		Supply Chain Trend	Covid (+) Census
	Days Inventory On Hand (DIOH)*	Re-supply	Utilization Compared to Previous Week	Percentage Increase over Baseline**
Masks N95	Green	Yellow	↑	Green
Masks (Surgical/Procedural)	Green	Green	↑	
Eyewear (Goggles/Glasses)	Green	Green	↑	
Face Shields	Green	Green	↑	
Gowns – Isolation	Green	Green	↑	
Gowns - Surgical	Green	Green	↑	
Gloves	Green	Yellow	↑	
Hand Soap	Green	Yellow	↑	
Hand Sanitizer	Green	Green	↔	
Surface Disinfectant	Green	Green	↑	

	Green	Yellow	Red	Supply Chain Trend	
*DIOH	≥ 30 Days	29 – 15 Days	≤ 14 Days	↑	Higher
Re-supply	<ul style="list-style-type: none"> Regular re-supply and not on allocation with standard supplier No shortages Alternatives vendors confirmed Or (On allocation + alternative vendors confirmed) 	<ul style="list-style-type: none"> On Allocation with standard supplier No alternative identified 	<ul style="list-style-type: none"> No Confirmed allocations expected No alternatives identified, no PO or deliveries expected 	↓	Lower
**Covid (+) Census vs. Baseline (7/20)	< 10% increase	10-19% increase	≥ 20% from baseline	↔	Steady

PPE & Census Weekly Snapshot – 05/24/2021

Item	PPE Supply Chain		Supply Chain Trend	Covid (+) Census
	Days Inventory On Hand (DIOH)*	Re-supply	Utilization Compared to Previous Week	Percentage Increase over Baseline**
Masks N95	Green	Yellow	↑	Green
Masks (Surgical/Procedural)	Green	Green	↔	
Eyewear (Goggles/Glasses)	Green	Green	↑	
Face Shields	Green	Green	↓	
Gowns – Isolation	Green	Green	↑	
Gowns - Surgical	Green	Green	↑	
Gloves	Green	Yellow	↔	
Hand Soap	Green	Yellow	↑	
Hand Sanitizer	Green	Green	↔	
Surface Disinfectant	Green	Green	↑	

	Green	Yellow	Red	Supply Chain Trend	
*DIOH	≥ 30 Days	29 – 15 Days	≤ 14 Days	↑	Higher
Re-supply	<ul style="list-style-type: none"> Regular re-supply and not on allocation with standard supplier No shortages Alternatives vendors confirmed Or (On allocation + alternative vendors confirmed) 	<ul style="list-style-type: none"> On Allocation with standard supplier No alternative identified 	<ul style="list-style-type: none"> No Confirmed allocations expected No alternatives identified, no PO or deliveries expected 		↓
**Covid (+) Census vs. Baseline (7/20)	< 10% increase	10-19% increase	≥ 20% from baseline	↔	Steady

PPE & Census Weekly Snapshot – 05/17/2021

Item	PPE Supply Chain		Supply Chain Trend	Covid (+) Census
	Days Inventory On Hand (DIOH)*	Re-supply	Utilization Compared to Previous Week	Percentage Increase over Baseline**
Masks N95	Green	Yellow	↔	Green
Masks (Surgical/Procedural)	Green	Green	↔	
Eyewear (Goggles/Glasses)	Green	Green	↔	
Face Shields	Green	Green	↑	
Gowns – Isolation	Green	Green	↔	
Gowns - Surgical	Green	Green	↔	
Gloves	Green	Yellow	↔	
Hand Soap	Green	Yellow	↑	
Hand Sanitizer	Green	Green	↔	
Surface Disinfectant	Green	Green	↑	

	Green	Yellow	Red	Supply Chain Trend	
*DIOH	≥ 30 Days	29 – 15 Days	≤ 14 Days	↑	Higher
Re-supply	<ul style="list-style-type: none"> Regular re-supply and not on allocation with standard supplier No shortages Alternatives vendors confirmed Or (On allocation + alternative vendors confirmed) 	<ul style="list-style-type: none"> On Allocation with standard supplier No alternative identified 	<ul style="list-style-type: none"> No Confirmed allocations expected No alternatives identified, no PO or deliveries expected 		↓
**Covid (+) Census vs. Baseline (7/20)	< 10% increase	10-19% increase	≥ 20% from baseline	↔	Steady

PPE & Census Weekly Snapshot – 05/10/2021

Item	PPE Supply Chain		Supply Chain Trend	Covid (+) Census
	Days Inventory On Hand (DIOH)*	Re-supply	Utilization Compared to Previous Week	Percentage Increase over Baseline**
Masks N95	Green	Yellow	Down Arrow	Green
Masks (Surgical/Procedural)	Green	Green	Steady Arrow	
Eyewear (Goggles/Glasses)	Green	Green	Steady Arrow	
Face Shields	Green	Green	Steady Arrow	
Gowns – Isolation	Green	Green	Steady Arrow	
Gowns - Surgical	Green	Green	Up Arrow	
Gloves	Green	Yellow	Steady Arrow	
Hand Soap	Green	Yellow	Up Arrow	
Hand Sanitizer	Green	Green	Up Arrow	
Surface Disinfectant	Green	Green	Up Arrow	

	Green	Yellow	Red	Supply Chain Trend	
*DIOH	≥ 30 Days	29 – 15 Days	≤ 14 Days	Up Arrow	Higher
Re-supply	<ul style="list-style-type: none"> Regular re-supply and not on allocation with standard supplier No shortages Alternatives vendors confirmed Or (On allocation + alternative vendors confirmed) 	<ul style="list-style-type: none"> On Allocation with standard supplier No alternative identified 	<ul style="list-style-type: none"> No Confirmed allocations expected No alternatives identified, no PO or deliveries expected 		Down Arrow
**Covid (+) Census vs. Baseline (7/20)	< 10% increase	10-19% increase	≥ 20% from baseline	Steady Arrow	Steady

PPE & Census Weekly Snapshot – 05/03/2021

Item	PPE Supply Chain		Supply Chain Trend	Covid (+) Census
	Days Inventory On Hand (DIOH)*	Re-supply	Utilization Compared to Previous Week	Percentage Increase over Baseline**
Masks N95	Green	Yellow	↔	Green
Masks (Surgical/Procedural)	Green	Green	↔	
Eyewear (Goggles/Glasses)	Green	Green	↑	
Face Shields	Green	Green	↔	
Gowns – Isolation	Green	Green	↔	
Gowns - Surgical	Green	Green	↓	
Gloves	Green	Yellow	↔	
Hand Soap	Green	Yellow	↑	
Hand Sanitizer	Green	Green	↑	
Surface Disinfectant	Green	Green	↑	

	Green	Yellow	Red	Supply Chain Trend	
*DIOH	≥ 30 Days	29 – 15 Days	≤ 14 Days	↑	Higher
Re-supply	<ul style="list-style-type: none"> Regular re-supply and not on allocation with standard supplier No shortages Alternatives vendors confirmed Or (On allocation + alternative vendors confirmed) 	<ul style="list-style-type: none"> On Allocation with standard supplier No alternative identified 	<ul style="list-style-type: none"> No Confirmed allocations expected No alternatives identified, no PO or deliveries expected 		↓
**Covid (+) Census vs. Baseline (7/20)	< 10% increase	10-19% increase	≥ 20% from baseline	↔	Steady

PPE & Census Weekly Snapshot – 04/26/2021

Item	PPE Supply Chain		Supply Chain Trend	Covid (+) Census
	Days Inventory On Hand (DIOH)*	Re-supply	Utilization Compared to Previous Week	Percentage Increase over Baseline**
Masks N95	Green	Yellow	↔	Green
Masks (Surgical/Procedural)	Green	Green	↑	
Eyewear (Goggles/Glasses)	Green	Green	↑	
Face Shields	Green	Green	↔	
Gowns – Isolation	Green	Green	↔	
Gowns - Surgical	Green	Green	↓	
Gloves	Green	Yellow	↑	
Hand Soap	Green	Yellow	↑	
Hand Sanitizer	Green	Green	↔	
Surface Disinfectant	Green	Green	↑	

	Green	Yellow	Red	Supply Chain Trend	
*DIOH	≥ 30 Days	29 – 15 Days	≤ 14 Days	↑	Higher
Re-supply	<ul style="list-style-type: none"> Regular re-supply and not on allocation with standard supplier No shortages Alternatives vendors confirmed Or (On allocation + alternative vendors confirmed) 	<ul style="list-style-type: none"> On Allocation with standard supplier No alternative identified 	<ul style="list-style-type: none"> No Confirmed allocations expected No alternatives identified, no PO or deliveries expected 		↓
**Covid (+) Census vs. Baseline (7/20)	< 10% increase	10-19% increase	≥ 20% from baseline	↔	Steady

PPE & Census Weekly Snapshot – 04/12/2021

Item	PPE Supply Chain		Supply Chain Trend	Covid (+) Census
	Days Inventory On Hand (DIOH)*	Re-supply	Utilization Compared to Previous Week	Percentage Increase over Baseline**
Masks N95	Green	Yellow	↔	Green
Masks (Surgical/Procedural)	Green	Green	↓	
Eyewear (Goggles/Glasses)	Green	Green	↑	
Face Shields	Green	Green	↓	
Gowns – Isolation	Green	Green	↓	
Gowns - Surgical	Green	Green	↑	
Gloves	Green	Yellow	↔	
Hand Soap	Green	Yellow	↑	
Hand Sanitizer	Green	Green	↔	
Surface Disinfectant	Green	Green	↔	

	Green	Yellow	Red	Supply Chain Trend	
*DIOH	≥ 30 Days	29 – 15 Days	≤ 14 Days	↑	Higher
Re-supply	<ul style="list-style-type: none"> Regular re-supply and not on allocation with standard supplier No shortages Alternatives vendors confirmed Or (On allocation + alternative vendors confirmed) 	<ul style="list-style-type: none"> On Allocation with standard supplier No alternative identified 	<ul style="list-style-type: none"> No Confirmed allocations expected No alternatives identified, no PO or deliveries expected 		↓
**Covid (+) Census vs. Baseline (7/20)	< 10% increase	10-19% increase	≥ 20% from baseline	↔	Steady

PPE & Census Weekly Snapshot – 04/05/2021

Item	PPE Supply Chain		Supply Chain Trend	Covid (+) Census
	Days Inventory On Hand (DIOH)*	Re-supply	Utilization Compared to Previous Week	Percentage Increase over Baseline**
Masks N95	Green	Yellow	↔	Green
Masks (Surgical/Procedural)	Green	Green	↓	
Eyewear (Goggles/Glasses)	Green	Green	↔	
Face Shields	Green	Green	↑	
Gowns – Isolation	Green	Green	↑	
Gowns - Surgical	Green	Green	↑	
Gloves	Green	Yellow	↔	
Hand Soap	Green	Yellow	↑	
Hand Sanitizer	Green	Green	↔	
Surface Disinfectant	Green	Green	↑	

	Green	Yellow	Red	Supply Chain Trend	
*DIOH	≥ 30 Days	29 – 15 Days	≤ 14 Days	↑	Higher
Re-supply	<ul style="list-style-type: none"> Regular re-supply and not on allocation with standard supplier No shortages Alternatives vendors confirmed Or (On allocation + alternative vendors confirmed) 	<ul style="list-style-type: none"> On Allocation with standard supplier No alternative identified 	<ul style="list-style-type: none"> No Confirmed allocations expected No alternatives identified, no PO or deliveries expected 		↓
**Covid (+) Census vs. Baseline (7/20)	< 10% increase	10-19% increase	≥ 20% from baseline	↔	Steady

PPE & Census Weekly Snapshot – 03/30/2021

Item	PPE Supply Chain		Supply Chain Trend	Covid (+) Census
	Days Inventory On Hand (DIOH)*	Re-supply	Utilization Compared to Previous Week	Percentage Increase over Baseline**
Masks N95	Green	Yellow	Down Arrow	Green
Masks (Surgical/Procedural)	Green	Green	Up Arrow	
Eyewear (Goggles/Glasses)	Green	Green	Steady Arrow	
Face Shields	Green	Green	Up Arrow	
Gowns – Isolation	Green	Green	Steady Arrow	
Gowns - Surgical	Green	Green	Up Arrow	
Gloves	Green	Green	Steady Arrow	
Hand Soap	Green	Yellow	Up Arrow	
Hand Sanitizer	Green	Green	Steady Arrow	
Surface Disinfectant	Green	Green	Steady Arrow	

	Green	Yellow	Red	Supply Chain Trend	
*DIOH	≥ 30 Days	29 – 15 Days	≤ 14 Days	Up Arrow	Higher
Re-supply	<ul style="list-style-type: none"> Regular re-supply and not on allocation with standard supplier No shortages Alternatives vendors confirmed Or (On allocation + alternative vendors confirmed) 	<ul style="list-style-type: none"> On Allocation with standard supplier No alternative identified 	<ul style="list-style-type: none"> No Confirmed allocations expected No alternatives identified, no PO or deliveries expected 		Down Arrow
**Covid (+) Census vs. Baseline (7/20)	< 10% increase	10-19% increase	≥ 20% from baseline	Steady Arrow	Steady

PPE & Census Weekly Snapshot – 03/23/2021

Item	PPE Supply Chain		Supply Chain Trend	Covid (+) Census
	Days Inventory On Hand (DIOH)*	Re-supply	Utilization Compared to Previous Week	Percentage Increase over Baseline**
Masks N95	Green	Yellow	↑	Green
Masks (Surgical/Procedural)	Green	Green	↑	
Eyewear (Goggles/Glasses)	Green	Green	↔	
Face Shields	Green	Green	↓	
Gowns – Isolation	Green	Green	↔	
Gowns - Surgical	Green	Green	↑	
Gloves	Green	Green	↑	
Hand Soap	Green	Yellow	↑	
Hand Sanitizer	Green	Green	↔	
Surface Disinfectant	Green	Green	↑	

	Green	Yellow	Red	Supply Chain Trend	
*DIOH	≥ 30 Days	29 – 15 Days	≤ 14 Days	↑	Higher
Re-supply	<ul style="list-style-type: none"> Regular re-supply and not on allocation with standard supplier No shortages Alternatives vendors confirmed Or (On allocation + alternative vendors confirmed) 	<ul style="list-style-type: none"> On Allocation with standard supplier No alternative identified 	<ul style="list-style-type: none"> No Confirmed allocations expected No alternatives identified, no PO or deliveries expected 	↓	Lower
**Covid (+) Census vs. Baseline (7/20)	< 10% increase	10-19% increase	≥ 20% from baseline	↔	Steady

PPE & Census Weekly Snapshot – 03/16/2021

Item	PPE Supply Chain		Supply Chain Trend	Covid (+) Census
	Days Inventory On Hand (DIOH)*	Re-supply	Utilization Compared to Previous Week	Percentage Increase over Baseline**
Masks N95	Green	Yellow	↔	Green
Masks (Surgical/Procedural)	Green	Green	↑	
Eyewear (Goggles/Glasses)	Green	Green	↑	
Face Shields	Green	Green	↑	
Gowns – Isolation	Green	Green	↔	
Gowns - Surgical	Green	Green	↔	
Gloves	Green	Green	↔	
Hand Soap	Green	Yellow	↑	
Hand Sanitizer	Green	Green	↔	
Surface Disinfectant	Green	Green	↑	

	Green	Yellow	Red	Supply Chain Trend	
*DIOH	≥ 30 Days	29 – 15 Days	≤ 14 Days	↑	Higher
Re-supply	<ul style="list-style-type: none"> Regular re-supply and not on allocation with standard supplier No shortages Alternatives vendors confirmed Or (On allocation + alternative vendors confirmed) 	<ul style="list-style-type: none"> On Allocation with standard supplier No alternative identified 	<ul style="list-style-type: none"> No Confirmed allocations expected No alternatives identified, no PO or deliveries expected 	↓	Lower
**Covid (+) Census vs. Baseline (7/20)	< 10% increase	10-19% increase	≥ 20% from baseline	↔	Steady

PPE & Census Weekly Snapshot – 03/09/2021

Item	PPE Supply Chain		Supply Chain Trend	Covid (+) Census
	Days Inventory On Hand (DIOH)*	Re-supply	Utilization Compared to Previous Week	Percentage Increase over Baseline**
Masks N95	Green	Yellow	Down Arrow	Green
Masks (Surgical/Procedural)	Green	Green	Steady Arrow	
Eyewear (Goggles/Glasses)	Green	Green	Steady Arrow	
Face Shields	Green	Green	Steady Arrow	
Gowns – Isolation	Green	Green	Steady Arrow	
Gowns - Surgical	Green	Green	Steady Arrow	
Gloves	Green	Green	Steady Arrow	
Hand Soap	Green	Yellow	Up Arrow	
Hand Sanitizer	Green	Green	Steady Arrow	
Surface Disinfectant	Green	Green	Steady Arrow	

	Green	Yellow	Red	Supply Chain Trend	
*DIOH	≥ 30 Days	29 – 15 Days	≤ 14 Days	Up Arrow	Higher
Re-supply	<ul style="list-style-type: none"> Regular re-supply and not on allocation with standard supplier No shortages Alternatives vendors confirmed Or (On allocation + alternative vendors confirmed) 	<ul style="list-style-type: none"> On Allocation with standard supplier No alternative identified 	<ul style="list-style-type: none"> No Confirmed allocations expected No alternatives identified, no PO or deliveries expected 		Down Arrow
**Covid (+) Census vs. Baseline (7/20)	< 10% increase	10-19% increase	≥ 20% from baseline	Steady Arrow	Steady

PPE & Census Weekly Snapshot – 03/02/2021

Item	PPE Supply Chain		Supply Chain Trend	Covid (+) Census
	Days Inventory On Hand (DIOH)*	Re-supply	Utilization Compared to Previous Week	Percentage Increase over Baseline**
Masks N95	Green	Yellow	↔	Green
Masks (Surgical/Procedural)	Green	Green	↓	
Eyewear (Goggles/Glasses)	Green	Green	↔	
Face Shields	Green	Green	↓	
Gowns – Isolation	Green	Green	↔	
Gowns - Surgical	Green	Green	↔	
Gloves	Green	Green	↑	
Hand Soap	Green	Yellow	↑	
Hand Sanitizer	Green	Green	↔	
Surface Disinfectant	Green	Green	↔	

	Green	Yellow	Red	Supply Chain Trend	
*DIOH	≥ 30 Days	29 – 15 Days	≤ 14 Days	↑	Higher
Re-supply	<ul style="list-style-type: none"> Regular re-supply and not on allocation with standard supplier No shortages Alternatives vendors confirmed Or (On allocation + alternative vendors confirmed) 	<ul style="list-style-type: none"> On Allocation with standard supplier No alternative identified 	<ul style="list-style-type: none"> No Confirmed allocations expected No alternatives identified, no PO or deliveries expected 		↓
**Covid (+) Census vs. Baseline (7/20)	< 10% increase	10-19% increase	≥ 20% from baseline	↔	Steady

PPE & Census Weekly Snapshot – 02/23/2021

Item	PPE Supply Chain		Supply Chain Trend	Covid (+) Census
	Days Inventory On Hand (DIOH)*	Re-supply	Utilization Compared to Previous Week	Percentage Increase over Baseline**
Masks N95	Green	Yellow	↑	Green
Masks (Surgical/Procedural)	Green	Green	↑	
Eyewear (Goggles/Glasses)	Green	Green	↔	
Face Shields	Green	Green	↔	
Gowns – Isolation	Green	Green	↔	
Gowns - Surgical	Green	Green	↔	
Gloves	Red	Yellow	↑	
Hand Soap	Green	Yellow	↑	
Hand Sanitizer	Green	Green	↔	
Surface Disinfectant	Green	Green	↑	

	Green	Yellow	Red	Supply Chain Trend	
*DIOH	≥ 30 Days	29 – 15 Days	≤ 14 Days	↑	Higher
Re-supply	<ul style="list-style-type: none"> Regular re-supply and not on allocation with standard supplier No shortages Alternatives vendors confirmed Or (On allocation + alternative vendors confirmed) 	<ul style="list-style-type: none"> On Allocation with standard supplier No alternative identified 	<ul style="list-style-type: none"> No Confirmed allocations expected No alternatives identified, no PO or deliveries expected 		↓
**Covid (+) Census vs. Baseline (7/20)	< 10% increase	10-19% increase	≥ 20% from baseline	↔	Steady

PPE & Census Weekly Snapshot – 02/16/2021

Item	PPE Supply Chain		Supply Chain Trend	Covid (+) Census
	Days Inventory On Hand (DIOH)*	Re-supply	Utilization Compared to Previous Week	Percentage Increase over Baseline**
Masks N95	Green	Green	↔	Green
Masks (Surgical/Procedural)	Green	Green	↔	
Eyewear (Goggles/Glasses)	Green	Green	↔	
Face Shields	Green	Green	↑	
Gowns – Isolation	Green	Green	↔	
Gowns - Surgical	Green	Green	↔	
Gloves	Red	Yellow	↔	
Hand Soap	Green	Green	↑	
Hand Sanitizer	Green	Green	↔	
Surface Disinfectant	Green	Green	↑	

	Green	Yellow	Red	Supply Chain Trend	
*DIOH	≥ 30 Days	29 – 15 Days	≤ 14 Days	↑	Higher
Re-supply	<ul style="list-style-type: none"> Regular re-supply and not on allocation with standard supplier No shortages Alternatives vendors confirmed Or (On allocation + alternative vendors confirmed) 	<ul style="list-style-type: none"> On Allocation with standard supplier No alternative identified 	<ul style="list-style-type: none"> No Confirmed allocations expected No alternatives identified, no PO or deliveries expected 		↓
**Covid (+) Census vs. Baseline (7/20)	< 10% increase	10-19% increase	≥ 20% from baseline	↔	Steady

PPE & Census Weekly Snapshot – 02/09/2021

Item	PPE Supply Chain		Supply Chain Trend	Covid (+) Census
	Days Inventory On Hand (DIOH)*	Re-supply	Utilization Compared to Previous Week	Percentage Increase over Baseline**
Masks N95	Green	Green	↔	Red
Masks (Surgical/Procedural)	Green	Green	↑	
Eyewear (Goggles/Glasses)	Green	Green	↑	
Face Shields	Green	Green	↔	
Gowns – Isolation	Green	Green	↔	
Gowns - Surgical	Green	Green	↔	
Gloves	Red	Yellow	↑	
Hand Soap	Green	Green	↑	
Hand Sanitizer	Green	Green	↔	
Surface Disinfectant	Green	Green	↔	

	Green	Yellow	Red	Supply Chain Trend	
*DIOH	≥ 30 Days	29 – 15 Days	≤ 14 Days	↑	Higher
Re-supply	<ul style="list-style-type: none"> Regular re-supply and not on allocation with standard supplier No shortages Alternatives vendors confirmed Or (On allocation + alternative vendors confirmed) 	<ul style="list-style-type: none"> On Allocation with standard supplier No alternative identified 	<ul style="list-style-type: none"> No Confirmed allocations expected No alternatives identified, no PO or deliveries expected 		↓
**Covid (+) Census vs. Baseline (7/20)	< 10% increase	10-19% increase	≥ 20% from baseline	↔	Steady

PPE & Census Weekly Snapshot – 02/02/2021

Item	PPE Supply Chain		Supply Chain Trend	Covid (+) Census
	Days Inventory On Hand (DIOH)*	Re-supply	Utilization Compared to Previous Week	Percentage Increase over Baseline**
Masks N95	Green	Green	↔	Red
Masks (Surgical/Procedural)	Green	Green	↑	
Eyewear (Goggles/Glasses)	Green	Green	↔	
Face Shields	Green	Green	↔	
Gowns – Isolation	Green	Green	↔	
Gowns - Surgical	Green	Green	↑	
Gloves	Red	Yellow	↑	
Hand Soap	Green	Green	↑	
Hand Sanitizer	Green	Green	↔	
Surface Disinfectant	Green	Green	↑	

	Green	Yellow	Red	Supply Chain Trend	
*DIOH	≥ 30 Days	29 – 15 Days	≤ 14 Days	↑	Higher
Re-supply	<ul style="list-style-type: none"> Regular re-supply and not on allocation with standard supplier No shortages Alternatives vendors confirmed Or (On allocation + alternative vendors confirmed) 	<ul style="list-style-type: none"> On Allocation with standard supplier No alternative identified 	<ul style="list-style-type: none"> No Confirmed allocations expected No alternatives identified, no PO or deliveries expected 		↓
**Covid (+) Census vs. Baseline (7/20)	< 10% increase	10-19% increase	≥ 20% from baseline	↔	Steady

PPE & Census Weekly Snapshot – 01/26/21

Item	PPE Supply Chain		Supply Chain Trend	Covid (+) Census
	Days Inventory On Hand (DIOH)*	Re-supply	Utilization Compared to Previous Week	Percentage Increase over Baseline**
Masks N95	Green	Green	↔	Red
Masks (Surgical/Procedural)	Green	Green	↑	
Eyewear (Goggles/Glasses)	Green	Green	↑	
Face Shields	Green	Green	↑	
Gowns – Isolation	Green	Green	↔	
Gowns - Surgical	Green	Green	↑	
Gloves	Red	Yellow	↑	
Hand Soap	Green	Green	↑	
Hand Sanitizer	Green	Yellow	↔	
Surface Disinfectant	Green	Green	↑	

	Green	Yellow	Red	Supply Chain Trend	
*DIOH	≥ 30 Days	29 – 15 Days	≤ 14 Days	↑	Higher
Re-supply	<ul style="list-style-type: none"> Regular re-supply and not on allocation with standard supplier No shortages Alternatives vendors confirmed Or (On allocation + alternative vendors confirmed) 	<ul style="list-style-type: none"> On Allocation with standard supplier No alternative identified 	<ul style="list-style-type: none"> No Confirmed allocations expected No alternatives identified, no PO or deliveries expected 	↓	Lower
**Covid (+) Census vs. Baseline (7/20)	< 10% increase	10-19% increase	≥ 20% from baseline	↔	Steady

PPE & Census Weekly Snapshot – 01/19/21

Item	PPE Supply Chain		Supply Chain Trend	Covid (+) Census
	Days Inventory On Hand (DIOH)*	Re-supply	Utilization Compared to Previous Week	Percentage Increase over Baseline**
Masks N95	Green	Green	↑	Red
Masks (Surgical/Procedural)	Green	Green	↑	
Eyewear (Goggles/Glasses)	Green	Green	↑	
Face Shields	Green	Green	↑	
Gowns – Isolation	Green	Green	↑	
Gowns - Surgical	Green	Green	↑	
Gloves	Red	Yellow	↑	
Hand Soap	Green	Green	↑	
Hand Sanitizer	Green	Yellow	↑	
Surface Disinfectant	Green	Green	↑	

	Green	Yellow	Red	Supply Chain Trend	
*DIOH	≥ 30 Days	29 – 15 Days	≤ 14 Days	↑	Higher
Re-supply	<ul style="list-style-type: none"> Regular re-supply and not on allocation with standard supplier No shortages Alternatives vendors confirmed Or (On allocation + alternative vendors confirmed) 	<ul style="list-style-type: none"> On Allocation with standard supplier No alternative identified 	<ul style="list-style-type: none"> No Confirmed allocations expected No alternatives identified, no PO or deliveries expected 	↓	Lower
**Covid (+) Census vs. Baseline (7/20)	< 10% increase	10-19% increase	≥ 20% from baseline	↔	Steady

PPE & Census Weekly Snapshot – 01/12/21

Item	PPE Supply Chain		Supply Chain Trend	Covid (+) Census
	Days Inventory On Hand (DIOH)*	Re-supply	Utilization Compared to Previous Week	Percentage Increase over Baseline**
Masks N95	Green	Green	↑	Red
Masks (Surgical/Procedural)	Green	Green	↑	
Eyewear (Goggles/Glasses)	Green	Green	↑	
Face Shields	Green	Green	↑	
Gowns – Isolation	Green	Green	↑	
Gowns - Surgical	Green	Green	↑	
Gloves	Yellow	Yellow	↑	
Hand Soap	Green	Green	↑	
Hand Sanitizer	Green	Yellow	↑	
Surface Disinfectant	Green	Green	↑	

	Green	Yellow	Red	Supply Chain Trend	
*DIOH	≥ 30 Days	29 – 15 Days	≤ 14 Days	↑	Higher
Re-supply	<ul style="list-style-type: none"> Regular re-supply and not on allocation with standard supplier No shortages Alternatives vendors confirmed Or (On allocation + alternative vendors confirmed) 	<ul style="list-style-type: none"> On Allocation with standard supplier No alternative identified 	<ul style="list-style-type: none"> No Confirmed allocations expected No alternatives identified, no PO or deliveries expected 	↓	Lower
**Covid (+) Census vs. Baseline (7/20)	< 10% increase	10-19% increase	≥ 20% from baseline	↔	Steady

PPE & Census Weekly Snapshot – 01/05/21

Item	PPE Supply Chain		Supply Chain Trend	Covid (+) Census
	Days Inventory On Hand (DIOH)*	Re-supply	Utilization Compared to Previous Week	Percentage Increase over Baseline**
Masks N95	Green	Green	↑	Red
Masks (Surgical/Procedural)	Green	Green	↑	
Eyewear (Goggles/Glasses)	Green	Green	↑	
Face Shields	Green	Green	↑	
Gowns – Isolation	Green	Green	↑	
Gowns - Surgical	Green	Green	↑	
Gloves	Red	Yellow	↑	
Hand Soap	Green	Green	↑	
Hand Sanitizer	Green	Yellow	↑	
Surface Disinfectant	Green	Green	↑	

	Green	Yellow	Red	Supply Chain Trend	
*DIOH	≥ 30 Days	29 – 15 Days	≤ 14 Days	↑	Higher
Re-supply	<ul style="list-style-type: none"> Regular re-supply and not on allocation with standard supplier No shortages Alternatives vendors confirmed Or (On allocation + alternative vendors confirmed) 	<ul style="list-style-type: none"> On Allocation with standard supplier No alternative identified 	<ul style="list-style-type: none"> No Confirmed allocations expected No alternatives identified, no PO or deliveries expected 	↓	Lower
**Covid (+) Census vs. Baseline (7/20)	< 10% increase	10-19% increase	≥ 20% from baseline	↔	Steady

PPE & Census Weekly Snapshot – 12/29/20

Item	PPE Supply Chain		Supply Chain Trend	Covid (+) Census
	Days Inventory On Hand (DIOH)*	Re-supply	Utilization Compared to Previous Week	Percentage Increase over Baseline**
Masks N95	Green	Green	↑	Red
Masks (Surgical/Procedural)	Green	Green	↑	
Eyewear (Goggles/Glasses)	Green	Green	↑	
Face Shields	Green	Green	↑	
Gowns – Isolation	Green	Green	↑	
Gowns - Surgical	Green	Green	↑	
Gloves	Yellow	Green	↑	
Hand Soap	Green	Green	↑	
Hand Sanitizer	Green	Yellow	↑	
Surface Disinfectant	Green	Green	↑	

	Green	Yellow	Red	Supply Chain Trend	
*DIOH	≥ 30 Days	29 – 15 Days	≤ 14 Days	↑	Higher
Re-supply	<ul style="list-style-type: none"> Regular re-supply and not on allocation with standard supplier No shortages Alternatives vendors confirmed Or (On allocation + alternative vendors confirmed) 	<ul style="list-style-type: none"> On Allocation with standard supplier No alternative identified 	<ul style="list-style-type: none"> No Confirmed allocations expected No alternatives identified, no PO or deliveries expected 	↓	Lower
**Covid (+) Census vs. Baseline (7/20)	< 10% increase	10-19% increase	≥ 20% from baseline	↔	Steady

PPE & Census Weekly Snapshot – 12/22/20

Item	PPE Supply Chain		Supply Chain Trend	Covid (+) Census
	Days Inventory On Hand (DIOH)*	Re-supply	Utilization Compared to Previous Week	Percentage Increase over Baseline**
Masks N95	Green	Green	↑	Red
Masks (Surgical/Procedural)	Green	Green	↑	
Eyewear (Goggles/Glasses)	Green	Green	↑	
Face Shields	Green	Green	↑	
Gowns – Isolation	Green	Green	↑	
Gowns - Surgical	Green	Green	↑	
Gloves	Yellow	Green	↑	
Hand Soap	Green	Green	↑	
Hand Sanitizer	Green	Yellow	↑	
Surface Disinfectant	Green	Green	↑	

	Green	Yellow	Red	Supply Chain Trend	
*DIOH	≥ 30 Days	29 – 15 Days	≤ 14 Days	↑	Higher
Re-supply	<ul style="list-style-type: none"> Regular re-supply and not on allocation with standard supplier No shortages Alternatives vendors confirmed Or (On allocation + alternative vendors confirmed) 	<ul style="list-style-type: none"> On Allocation with standard supplier No alternative identified 	<ul style="list-style-type: none"> No Confirmed allocations expected No alternatives identified, no PO or deliveries expected 	↓	Lower
**Covid (+) Census vs. Baseline (7/20)	< 10% increase	10-19% increase	≥ 20% from baseline	↔	Steady

PPE & Census Weekly Snapshot – 12/15/20

Item	PPE Supply Chain		Supply Chain Trend	Covid (+) Census
	Days Inventory On Hand (DIOH)*	Re-supply	Utilization Compared to Previous Week	Percentage Increase over Baseline**
Masks N95	Green	Green	↑	Red
Masks (Surgical/Procedural)	Green	Green	↑	
Eyewear (Goggles/Glasses)	Green	Green	↑	
Face Shields	Green	Green	↑	
Gowns – Isolation	Green	Green	↑	
Gowns - Surgical	Green	Green	↑	
Gloves	Yellow	Green	↑	
Hand Soap	Green	Green	↑	
Hand Sanitizer	Green	Yellow	↑	
Surface Disinfectant	Green	Green	↑	

	Green	Yellow	Red	Supply Chain Trend	
*DIOH	≥ 30 Days	29 – 15 Days	≤ 14 Days	↑	Higher
Re-supply	<ul style="list-style-type: none"> Regular re-supply and not on allocation with standard supplier No shortages Alternatives vendors confirmed Or (On allocation + alternative vendors confirmed) 	<ul style="list-style-type: none"> On Allocation with standard supplier No alternative identified 	<ul style="list-style-type: none"> No Confirmed allocations expected No alternatives identified, no PO or deliveries expected 	↓	Lower
**Covid (+) Census vs. Baseline (7/20)	< 10% increase	10-19% increase	≥ 20% from baseline	↔	Steady

PPE & Census Weekly Snapshot – 12/08/20

Item	PPE Supply Chain		Supply Chain Trend	Covid (+) Census
	Days Inventory On Hand (DIOH)*	Re-supply	Utilization Compared to Previous Week	Percentage Increase over Baseline**
Masks N95	Green	Green	↑	Green
Masks (Surgical/Procedural)	Green	Green	↔	
Eyewear (Goggles/Glasses)	Green	Green	↔	
Face Shields	Green	Green	↑	
Gowns – Isolation	Green	Green	↑	
Gowns - Surgical	Green	Green	↔	
Gloves	Yellow	Green	↔	
Hand Soap	Green	Green	↔	
Hand Sanitizer	Green	Yellow	↑	
Surface Disinfectant	Green	Green	↑	

	Green	Yellow	Red	Supply Chain Trend	
*DIOH	≥ 30 Days	29 – 15 Days	≤ 14 Days	↑	Higher
Re-supply	<ul style="list-style-type: none"> Regular re-supply and not on allocation with standard supplier No shortages Alternatives vendors confirmed Or (On allocation + alternative vendors confirmed) 	<ul style="list-style-type: none"> On Allocation with standard supplier No alternative identified 	<ul style="list-style-type: none"> No Confirmed allocations expected No alternatives identified, no PO or deliveries expected 		↓
**Covid (+) Census vs. Baseline (7/20)	< 10% increase	10-19% increase	≥ 20% from baseline	↔	Steady

PPE & Census Weekly Snapshot – 12/01/20

Item	PPE Supply Chain		Supply Chain Trend	Covid (+) Census
	Days Inventory On Hand (DIOH)*	Re-supply	Utilization Compared to Previous Week	Percentage Increase over Baseline**
Masks N95	Green	Green	↑	Green
Masks (Surgical/Procedural)	Green	Green	↔	
Eyewear (Goggles/Glasses)	Green	Green	↔	
Face Shields	Green	Green	↑	
Gowns – Isolation	Green	Green	↑	
Gowns - Surgical	Green	Green	↔	
Gloves	Yellow	Green	↔	
Hand Soap	Green	Green	↔	
Hand Sanitizer	Green	Yellow	↑	
Surface Disinfectant	Green	Green	↑	

	Green	Yellow	Red	Supply Chain Trend	
*DIOH	≥ 30 Days	29 – 15 Days	≤ 14 Days	↑	Higher
Re-supply	<ul style="list-style-type: none"> Regular re-supply and not on allocation with standard supplier No shortages Alternatives vendors confirmed Or (On allocation + alternative vendors confirmed) 	<ul style="list-style-type: none"> On Allocation with standard supplier No alternative identified 	<ul style="list-style-type: none"> No Confirmed allocations expected No alternatives identified, no PO or deliveries expected 	↓	Lower
**Covid (+) Census vs. Baseline (7/20)	< 10% increase	10-19% increase	≥ 20% from baseline	↔	Steady

PPE & Census Weekly Snapshot – 11/24/20

Item	PPE Supply Chain		Supply Chain Trend	Covid (+) Census
	Days Inventory On Hand (DIOH)*	Re-supply	Utilization Compared to Previous Week	Percentage Increase over Baseline**
Masks N95	Green	Green	↑	Green
Masks (Surgical/Procedural)	Green	Green	↔	
Eyewear (Goggles/Glasses)	Green	Green	↔	
Face Shields	Green	Green	↔	
Gowns – Isolation	Green	Green	↑	
Gowns - Surgical	Green	Green	↔	
Gloves	Yellow	Green	↔	
Hand Soap	Green	Green	↔	
Hand Sanitizer	Green	Yellow	↑	
Surface Disinfectant	Green	Green	↑	

	Green	Yellow	Red	Supply Chain Trend	
*DIOH	≥ 30 Days	29 – 15 Days	≤ 14 Days	↑	Higher
Re-supply	<ul style="list-style-type: none"> Regular re-supply and not on allocation with standard supplier No shortages Alternatives vendors confirmed Or (On allocation + alternative vendors confirmed) 	<ul style="list-style-type: none"> On Allocation with standard supplier No alternative identified 	<ul style="list-style-type: none"> No Confirmed allocations expected No alternatives identified, no PO or deliveries expected 	↓	Lower
**Covid (+) Census vs. Baseline (7/20)	< 10% increase	10-19% increase	≥ 20% from baseline	↔	Steady

PPE & Census Weekly Snapshot – 11/17/20

Item	PPE Supply Chain		Supply Chain Trend	Covid (+) Census
	Days Inventory On Hand (DIOH)*	Re-supply	Utilization Compared to Previous Week	Percentage Increase over Baseline**
Masks N95	Green	Green	↔	Green
Masks (Surgical/Procedural)	Green	Green	↔	
Eyewear (Goggles/Glasses)	Green	Green	↔	
Face Shields	Green	Green	↔	
Gowns – Isolation	Green	Green	↔	
Gowns - Surgical	Green	Green	↔	
Gloves	Yellow	Green	↔	
Hand Soap	Green	Green	↔	
Hand Sanitizer	Green	Yellow	↑	
Surface Disinfectant	Green	Yellow	↑	

	Green	Yellow	Red	Supply Chain Trend	
*DIOH	≥ 30 Days	29 – 15 Days	≤ 14 Days	↑	Higher
Re-supply	<ul style="list-style-type: none"> Regular re-supply and not on allocation with standard supplier No shortages Alternatives vendors confirmed Or (On allocation + alternative vendors confirmed) 	<ul style="list-style-type: none"> On Allocation with standard supplier No alternative identified 	<ul style="list-style-type: none"> No Confirmed allocations expected No alternatives identified, no PO or deliveries expected 		↓
**Covid (+) Census vs. Baseline (7/20)	< 10% increase	10-19% increase	≥ 20% from baseline	↔	Steady

PPE & Census Weekly Snapshot – 11/10/20

Item	PPE Supply Chain		Supply Chain Trend	Covid (+) Census
	Days Inventory On Hand (DIOH)*	Re-supply	Utilization Compared to Previous Week	Percentage Increase over Baseline**
Masks N95	Green	Green	↔	Green
Masks (Surgical/Procedural)	Green	Green	↔	
Eyewear (Goggles/Glasses)	Green	Green	↔	
Face Shields	Green	Green	↔	
Gowns – Isolation	Green	Green	↔	
Gowns - Surgical	Green	Green	↔	
Gloves	Yellow	Green	↔	
Hand Soap	Green	Green	↔	
Hand Sanitizer	Green	Yellow	↑	
Surface Disinfectant	Green	Yellow	↑	

	Green	Yellow	Red	Supply Chain Trend	
*DIOH	≥ 30 Days	29 – 15 Days	≤ 14 Days	↑	Higher
Re-supply	<ul style="list-style-type: none"> Regular re-supply and not on allocation with standard supplier No shortages Alternatives vendors confirmed Or (On allocation + alternative vendors confirmed) 	<ul style="list-style-type: none"> On Allocation with standard supplier No alternative identified 	<ul style="list-style-type: none"> No Confirmed allocations expected No alternatives identified, no PO or deliveries expected 		↓
**Covid (+) Census vs. Baseline (7/20)	< 10% increase	10-19% increase	≥ 20% from baseline	↔	Steady

PPE & Census Weekly Snapshot – 11/03/20

Item	PPE Supply Chain		Supply Chain Trend	Covid (+) Census
	Days Inventory On Hand (DIOH)*	Re-supply	Utilization Compared to Previous Week	Percentage Increase over Baseline**
Masks N95	Green	Green	↔	Green
Masks (Surgical/Procedural)	Green	Green	↔	
Eyewear (Goggles/Glasses)	Green	Green	↔	
Face Shields	Green	Green	↔	
Gowns – Isolation	Green	Green	↔	
Gowns - Surgical	Green	Green	↔	
Gloves	Yellow	Green	↔	
Hand Soap	Green	Green	↔	
Hand Sanitizer	Green	Yellow	↑	
Surface Disinfectant	Green	Yellow	↑	

	Green	Yellow	Red	Supply Chain Trend	
*DIOH	≥ 30 Days	29 – 15 Days	≤ 14 Days	↑	Higher
Re-supply	<ul style="list-style-type: none"> Regular re-supply and not on allocation with standard supplier No shortages Alternatives vendors confirmed Or (On allocation + alternative vendors confirmed) 	<ul style="list-style-type: none"> On Allocation with standard supplier No alternative identified 	<ul style="list-style-type: none"> No Confirmed allocations expected No alternatives identified, no PO or deliveries expected 		↓
**Covid (+) Census vs. Baseline (7/20)	< 10% increase	10-19% increase	≥ 20% from baseline	↔	Steady

PPE & Census Weekly Snapshot – 10/27/20

Item	PPE Supply Chain		Supply Chain Trend	Covid (+) Census
	Days Inventory On Hand (DIOH)*	Re-supply	Utilization Compared to Previous Week	Percentage Increase over Baseline**
Masks N95	Green	Green	↔	Green
Masks (Surgical/Procedural)	Green	Green	↔	
Eyewear (Goggles/Glasses)	Green	Green	↔	
Face Shields	Green	Green	↔	
Gowns – Isolation	Green	Green	↔	
Gowns - Surgical	Green	Green	↔	
Gloves	Yellow	Green	↔	
Hand Soap	Green	Green	↔	
Hand Sanitizer	Green	Yellow	↑	
Surface Disinfectant	Green	Yellow	↑	

	Green	Yellow	Red	Supply Chain Trend	
*DIOH	≥ 30 Days	29 – 15 Days	≤ 14 Days	↑	Higher
Re-supply	<ul style="list-style-type: none"> Regular re-supply and not on allocation with standard supplier No shortages Alternatives vendors confirmed Or (On allocation + alternative vendors confirmed) 	<ul style="list-style-type: none"> On Allocation with standard supplier No alternative identified 	<ul style="list-style-type: none"> No Confirmed allocations expected No alternatives identified, no PO or deliveries expected 		↓
**Covid (+) Census vs. Baseline (7/20)	< 10% increase	10-19% increase	≥ 20% from baseline	↔	Steady

PPE & Census Weekly Snapshot – 10/20/20

Item	PPE Supply Chain		Supply Chain Trend	Covid (+) Census
	Days Inventory On Hand (DIOH)*	Re-supply	Utilization Compared to Previous Week	Percentage Increase over Baseline**
Masks N95	Green	Green	↔	Green
Masks (Surgical/Procedural)	Green	Green	↔	
Eyewear (Goggles/Glasses)	Green	Green	↔	
Face Shields	Green	Green	↔	
Gowns – Isolation	Green	Green	↔	
Gowns - Surgical	Green	Green	↔	
Gloves	Yellow	Green	↔	
Hand Soap	Green	Green	↔	
Hand Sanitizer	Green	Yellow	↑	
Surface Disinfectant	Green	Yellow	↑	

	Green	Yellow	Red	Supply Chain Trend	
*DIOH	≥ 30 Days	29 – 15 Days	≤ 14 Days	↑	Higher
Re-supply	<ul style="list-style-type: none"> Regular re-supply and not on allocation with standard supplier No shortages Alternatives vendors confirmed Or (On allocation + alternative vendors confirmed) 	<ul style="list-style-type: none"> On Allocation with standard supplier No alternative identified 	<ul style="list-style-type: none"> No Confirmed allocations expected No alternatives identified, no PO or deliveries expected 		↓
**Covid (+) Census vs. Baseline (7/20)	< 10% increase	10-19% increase	≥ 20% from baseline	↔	Steady

PPE & Census Weekly Snapshot – 10/13/20

Item	PPE Supply Chain		Supply Chain Trend	Covid (+) Census
	Days Inventory On Hand (DIOH)*	Re-supply	Utilization Compared to Previous Week	Percentage Increase over Baseline**
Masks N95	Green	Green	↔	Green
Masks (Surgical/Procedural)	Green	Green	↔	
Eyewear (Goggles/Glasses)	Green	Green	↔	
Face Shields	Green	Green	↔	
Gowns – Isolation	Green	Green	↔	
Gowns - Surgical	Green	Green	↔	
Gloves	Yellow	Green	↔	
Hand Soap	Green	Green	↔	
Hand Sanitizer	Green	Yellow	↑	
Surface Disinfectant	Green	Yellow	↑	

	Green	Yellow	Red	Supply Chain Trend	
*DIOH	≥ 30 Days	29 – 15 Days	≤ 14 Days	↑	Higher
Re-supply	<ul style="list-style-type: none"> Regular re-supply and not on allocation with standard supplier No shortages Alternatives vendors confirmed Or (On allocation + alternative vendors confirmed) 	<ul style="list-style-type: none"> On Allocation with standard supplier No alternative identified 	<ul style="list-style-type: none"> No Confirmed allocations expected No alternatives identified, no PO or deliveries expected 		↓
**Covid (+) Census vs. Baseline (7/20)	< 10% increase	10-19% increase	≥ 20% from baseline	↔	Steady

PPE & Census Weekly Snapshot – 10/06/20

Item	PPE Supply Chain		Supply Chain Trend	Covid (+) Census
	Days Inventory On Hand (DIOH)*	Re-supply	Utilization Compared to Previous Week	Percentage Increase over Baseline**
Masks N95	Green	Green	↑	Green
Masks (Surgical/Procedural)	Green	Green	↔	
Eyewear (Goggles/Glasses)	Green	Green	↔	
Face Shields	Green	Green	↔	
Gowns – Isolation	Green	Green	↑	
Gowns - Surgical	Green	Green	↑	
Gloves	Yellow	Green	↔	
Hand Soap	Green	Green	↔	
Hand Sanitizer	Green	Yellow	↑	
Surface Disinfectant	Green	Yellow	↑	

	Green	Yellow	Red	Supply Chain Trend	
*DIOH	≥ 30 Days	29 – 15 Days	≤ 14 Days	↑	Higher
Re-supply	<ul style="list-style-type: none"> Regular re-supply and not on allocation with standard supplier No shortages Alternatives vendors confirmed Or (On allocation + alternative vendors confirmed) 	<ul style="list-style-type: none"> On Allocation with standard supplier No alternative identified 	<ul style="list-style-type: none"> No Confirmed allocations expected No alternatives identified, no PO or deliveries expected 	↓	Lower
**Covid (+) Census vs. Baseline (7/20)	< 10% increase	10-19% increase	≥ 20% from baseline	↔	Steady

PPE & Census Weekly Snapshot – 9/22/20

Item	PPE Supply Chain		Supply Chain Trend	Covid (+) Census
	Days Inventory On Hand (DIOH)*	Re-supply	Utilization Compared to Previous Week	Percentage Increase over Baseline**
Masks N95	Green	Yellow	↑	Green
Masks (Surgical/Procedural)	Green	Green	↔	
Eyewear (Goggles/Glasses)	Green	Green	↔	
Face Shields	Green	Green	↔	
Gowns – Isolation	Green	Green	↑	
Gowns - Surgical	Green	Green	↑	
Gloves	Yellow	Green	↔	
Hand Soap	Green	Green	↔	
Hand Sanitizer	Green	Yellow	↑	
Surface Disinfectant	Green	Yellow	↑	

	Green	Yellow	Red	Supply Chain Trend	
*DIOH	≥ 30 Days	29 – 15 Days	≤ 14 Days	↑	Higher
Re-supply	<ul style="list-style-type: none"> Regular re-supply and not on allocation with standard supplier No shortages Alternatives vendors confirmed Or (On allocation + alternative vendors confirmed) 	<ul style="list-style-type: none"> On Allocation with standard supplier No alternative identified 	<ul style="list-style-type: none"> No Confirmed allocations expected No alternatives identified, no PO or deliveries expected 	↓	Lower
**Covid (+) Census vs. Baseline (7/20)	< 10% increase	10-19% increase	≥ 20% from baseline	↔	Steady

PPE & Census Weekly Snapshot – 9/15/20

Item	PPE Supply Chain		Supply Chain Trend	Covid (+) Census
	Days Inventory On Hand (DIOH)*	Re-supply	Utilization Compared to Previous Week	Percentage Increase over Baseline**
Masks N95	Green	Yellow	↑	Green
Masks (Surgical/Procedural)	Green	Green	↔	
Eyewear (Goggles/Glasses)	Green	Green	↑	
Face Shields	Green	Green	↑	
Gowns – Isolation	Green	Green	↑	
Gowns - Surgical	Green	Green	↑	
Gloves	Yellow	Green	↔	
Hand Soap	Green	Green	↔	
Hand Sanitizer	Green	Yellow	↑	
Surface Disinfectant	Green	Yellow	↑	

	Green	Yellow	Red	Supply Chain Trend	
*DIOH	≥ 30 Days	29 – 15 Days	≤ 14 Days	↑	Higher
Re-supply	<ul style="list-style-type: none"> Regular re-supply and not on allocation with standard supplier No shortages Alternatives vendors confirmed Or (On allocation + alternative vendors confirmed) 	<ul style="list-style-type: none"> On Allocation with standard supplier No alternative identified 	<ul style="list-style-type: none"> No Confirmed allocations expected No alternatives identified, no PO or deliveries expected 		↓
**Covid (+) Census vs. Baseline (7/20)	< 10% increase	10-19% increase	≥ 20% from baseline	↔	Steady

PPE & Census Weekly Snapshot – 9/08/20

Item	PPE Supply Chain		Supply Chain Trend	Covid (+) Census
	Days Inventory On Hand (DIOH)*	Re-supply	Utilization Compared to Previous Week	Percentage Increase over Baseline**
Masks N95	Green	Yellow	↑	Green
Masks (Surgical/Procedural)	Green	Green	↔	
Eyewear (Goggles/Glasses)	Green	Green	↑	
Face Shields	Green	Green	↑	
Gowns – Isolation	Green	Green	↑	
Gowns - Surgical	Green	Green	↑	
Gloves	Yellow	Green	↔	
Hand Soap	Green	Green	↔	
Hand Sanitizer	Green	Yellow	↑	
Surface Disinfectant	Green	Yellow	↑	

	Green	Yellow	Red	Supply Chain Trend	
*DIOH	≥ 30 Days	29 – 15 Days	≤ 14 Days	↑	Higher
Re-supply	<ul style="list-style-type: none"> Regular re-supply and not on allocation with standard supplier No shortages Alternatives vendors confirmed Or (On allocation + alternative vendors confirmed) 	<ul style="list-style-type: none"> On Allocation with standard supplier No alternative identified 	<ul style="list-style-type: none"> No Confirmed allocations expected No alternatives identified, no PO or deliveries expected 	↓	Lower
**Covid (+) Census vs. Baseline (7/20)	< 10% increase	10-19% increase	≥ 20% from baseline	↔	Steady

PPE & Census Weekly Snapshot – 9/01/20

Item	PPE Supply Chain		Supply Chain Trend	Covid (+) Census
	Days Inventory On Hand (DIOH)*	Re-supply	Utilization Compared to Previous Week	Percentage Increase over Baseline**
Masks N95	Green	Yellow	↑	Green
Masks (Surgical/Procedural)	Green	Green	↑	
Eyewear (Goggles/Glasses)	Green	Green	↑	
Face Shields	Green	Green	↑	
Gowns – Isolation	Green	Green	↑	
Gowns - Surgical	Green	Green	↑	
Gloves	Yellow	Green	↔	
Hand Soap	Green	Green	↔	
Hand Sanitizer	Green	Yellow	↑	
Surface Disinfectant	Green	Yellow	↑	

	Green	Yellow	Red	Supply Chain Trend	
*DIOH	≥ 30 Days	29 – 15 Days	≤ 14 Days	↑	Higher
Re-supply	<ul style="list-style-type: none"> Regular re-supply and not on allocation with standard supplier No shortages Alternatives vendors confirmed Or (On allocation + alternative vendors confirmed) 	<ul style="list-style-type: none"> On Allocation with standard supplier No alternative identified 	<ul style="list-style-type: none"> No Confirmed allocations expected No alternatives identified, no PO or deliveries expected 	↓	Lower
**Covid (+) Census vs. Baseline (7/20)	< 10% increase	10-19% increase	≥ 20% from baseline	↔	Steady

PPE & Census Weekly Snapshot – 8/25/20

Item	PPE Supply Chain		Supply Chain Trend	Covid (+) Census
	Days Inventory On Hand (DIOH)*	Re-supply	Utilization Compared to Previous Week	Percentage Increase over Baseline**
Masks N95	Green	Yellow	↑	Red
Masks (Surgical/Procedural)	Green	Green	↑	
Eyewear (Goggles/Glasses)	Green	Green	↑	
Face Shields	Green	Green	↑	
Gowns – Isolation	Green	Green	↑	
Gowns - Surgical	Green	Green	↑	
Gloves	Yellow	Yellow	↔	
Hand Soap	Green	Green	↔	
Hand Sanitizer	Green	Yellow	↑	
Surface Disinfectant	Green	Yellow	↑	

	Green	Yellow	Red	Supply Chain Trend	
*DIOH	≥ 30 Days	29 – 15 Days	≤ 14 Days	↑	Higher
Re-supply	<ul style="list-style-type: none"> Regular re-supply and not on allocation with standard supplier No shortages Alternatives vendors confirmed Or (On allocation + alternative vendors confirmed) 	<ul style="list-style-type: none"> On Allocation with standard supplier No alternative identified 	<ul style="list-style-type: none"> No Confirmed allocations expected No alternatives identified, no PO or deliveries expected 	↓	Lower
**Covid (+) Census vs. Baseline (7/20)	< 10% increase	10-19% increase	≥ 20% from baseline	↔	Steady

PPE & Census Weekly Snapshot – 8/18/20

Item	PPE Supply Chain		Supply Chain Trend	Covid (+) Census
	Days Inventory On Hand (DIOH)*	Re-supply	Utilization Compared to Previous Week	Percentage Increase over Baseline**
Masks N95	Green	Yellow	↑	Red
Masks (Surgical/Procedural)	Green	Green	↑	
Eyewear (Goggles/Glasses)	Green	Green	↑	
Face Shields	Green	Green	↑	
Gowns – Isolation	Green	Green	↑	
Gowns - Surgical	Green	Green	↑	
Gloves	Yellow	Yellow	↔	
Hand Soap	Green	Green	↔	
Hand Sanitizer	Green	Yellow	↑	
Surface Disinfectant	Green	Yellow	↑	

	Green	Yellow	Red	Supply Chain Trend	
*DIOH	≥ 30 Days	29 – 15 Days	≤ 14 Days	↑	Higher
Re-supply	<ul style="list-style-type: none"> Regular re-supply and not on allocation with standard supplier No shortages Alternatives vendors confirmed Or (On allocation + alternative vendors confirmed) 	<ul style="list-style-type: none"> On Allocation with standard supplier No alternative identified 	<ul style="list-style-type: none"> No Confirmed allocations expected No alternatives identified, no PO or deliveries expected 	↓	Lower
**Covid (+) Census vs. Baseline (7/20)	< 10% increase	10-19% increase	≥ 20% from baseline	↔	Steady

PPE Daily Snapshot – 8/11/20

Item	Current *		Surge **	Trend ***
	Stock - Today	Re-supply		
Masks N95	Green	Yellow	Red	↑
Masks (Surgical/Procedural)	Green	Green	Green	↑
Eyewear	Green	Green	Green	↔
Face Shields	Green	Green	Green	↑
Gowns – Isolation	Green	Green	Green	↑
Gowns - Surgical	Green	Green	Green	↑
Gloves	Green	Yellow	Yellow	↔
Hand Soap	Green	Green	Green	↔
Hand Sanitizer	Green	Yellow	Yellow	↑
Surface Disinfectant	Green	Yellow	Yellow	↑

*Generally regular operations under preservation protocols;
low COVID patient census

** Increasing COVID patient census

*** Usage compared to norm: higher than
lower than



STATUS:

Green: good current supply compared to level of services; no significant shortages or limitations; normal re-supply

Yellow: average current supply; periodic or isolated shortages; re-supply issues being addressed

Red: lower than needed supply; shortage to unavailable; re-supply unlikely or subject to lengthy delay

PPE Daily Snapshot – 7/28/20

Item	Current *		Surge **	Trend ***
	Stock - Today	Re-supply		
Masks N95	Green	Yellow	Red	↑
Masks (Surgical/Procedural)	Green	Green	Green	↑
Eyewear	Green	Green	Green	↔
Face Shields	Green	Green	Green	↑
Gowns – Isolation	Green	Green	Green	↑
Gowns - Surgical	Green	Green	Green	↑
Gloves	Green	Yellow	Yellow	↔
Hand Soap	Green	Green	Green	↔
Hand Sanitizer	Green	Yellow	Yellow	↑
Surface Disinfectant	Green	Yellow	Yellow	↑

*Generally regular operations under preservation protocols;
low COVID patient census

** Increasing COVID patient census

*** Usage compared to norm: higher than
lower than



STATUS:

Green: good current supply compared to level of services; no significant shortages or limitations; normal re-supply

Yellow: average current supply; periodic or isolated shortages; re-supply issues being addressed

Red: lower than needed supply; shortage to unavailable; re-supply unlikely or subject to lengthy delay

PPE Daily Snapshot – 7/21/20

Item	Current *		Surge **	Trend ***
	Stock - Today	Re-supply		
Masks N95	Green	Yellow	Red	↑
Masks (Surgical/Procedural)	Green	Green	Green	↑
Eyewear	Green	Green	Green	↔
Face Shields	Green	Green	Green	↔
Gowns – Isolation	Green	Green	Green	↑
Gowns - Surgical	Green	Green	Green	↑
Gloves	Green	Yellow	Yellow	↔
Hand Soap	Green	Green	Green	↔
Hand Sanitizer	Green	Yellow	Yellow	↑
Surface Disinfectant	Green	Yellow	Yellow	↑

*Generally regular operations under preservation protocols;
low COVID patient census

** Increasing COVID patient census

*** Usage compared to norm: higher than
lower than



STATUS:

Green: good current supply compared to level of services; no significant shortages or limitations; normal re-supply

Yellow: average current supply; periodic or isolated shortages; re-supply issues being addressed

Red: lower than needed supply; shortage to unavailable; re-supply unlikely or subject to lengthy delay

PPE Daily Snapshot – 7/14/20

Item	Current *		Surge **	Trend ***
	Stock - Today	Re-supply		
Masks N95	Green	Yellow	Red	↑
Masks (Surgical/Procedural)	Green	Green	Green	↑
Eyewear	Green	Green	Green	↔
Face Shields	Green	Green	Green	↔
Gowns – Isolation	Green	Green	Green	↑
Gowns - Surgical	Green	Green	Green	↑
Gloves	Green	Yellow	Yellow	↔
Hand Soap	Green	Green	Green	↔
Hand Sanitizer	Green	Yellow	Yellow	↑
Surface Disinfectant	Green	Yellow	Yellow	↑

*Generally regular operations under preservation protocols;
low COVID patient census

** Increasing COVID patient census

*** Usage compared to norm: higher than
lower than



STATUS:

Green: good current supply compared to level of services; no significant shortages or limitations; normal re-supply

Yellow: average current supply; periodic or isolated shortages; re-supply issues being addressed

Red: lower than needed supply; shortage to unavailable; re-supply unlikely or subject to lengthy delay

PPE Daily Snapshot – 7/07/20

Item	Current *		Surge **	Trend ***
	Stock - Today	Re-supply		
Masks N95	Green	Yellow	Red	↑
Masks (Surgical/Procedural)	Green	Green	Green	↑
Eyewear	Green	Yellow	Yellow	↔
Face Shields	Green	Yellow	Yellow	↔
Gowns – Isolation	Green	Green	Yellow	↑
Gowns - Surgical	Green	Green	Yellow	↑
Gloves	Green	Yellow	Yellow	↔
Hand Soap	Green	Green	Green	↔
Hand Sanitizer	Green	Yellow	Yellow	↑
Surface Disinfectant	Green	Yellow	Yellow	↑

*Generally regular operations under preservation protocols;
low COVID patient census

** Increasing COVID patient census

*** Usage compared to norm: higher than
lower than



STATUS:

Green: good current supply compared to level of services; no significant shortages or limitations; normal re-supply

Yellow: average current supply; periodic or isolated shortages; re-supply issues being addressed

Red: lower than needed supply; shortage to unavailable; re-supply unlikely or subject to lengthy delay

PPE Daily Snapshot – 6/30/20

Item	Current *		Surge **	Trend ***
	Stock - Today	Re-supply		
Masks N95	Green	Yellow	Yellow	↑
Masks (Surgical/Procedural)	Green	Green	Green	↔
Eyewear	Green	Yellow	Yellow	↔
Face Shields	Green	Yellow	Yellow	↔
Gowns – Isolation	Green	Green	Yellow	↑
Gowns - Surgical	Green	Green	Yellow	↑
Gloves	Green	Yellow	Yellow	↔
Hand Soap	Green	Green	Green	↔
Hand Sanitizer	Green	Yellow	Yellow	↑
Surface Disinfectant	Green	Yellow	Yellow	↑

*Generally regular operations under preservation protocols;
low COVID patient census

** Increasing COVID patient census

*** Usage compared to norm: higher than
lower than



STATUS:

Green: good current supply compared to level of services; no significant shortages or limitations; normal re-supply

Yellow: average current supply; periodic or isolated shortages; re-supply issues being addressed

Red: lower than needed supply; shortage to unavailable; re-supply unlikely or subject to lengthy delay

PPE Daily Snapshot – 6/23/20

Item	Current *		Surge **	Trend ***
	Stock - Today	Re-supply		
Masks N95	Green	Yellow	Yellow	↔
Masks (Surgical/Procedural)	Green	Green	Green	↔
Eyewear	Green	Yellow	Yellow	↔
Face Shields	Green	Yellow	Yellow	↔
Gowns – Isolation	Green	Green	Yellow	↑
Gowns - Surgical	Green	Green	Yellow	↑
Gloves	Green	Yellow	Yellow	↔
Hand Soap	Green	Green	Green	↔
Hand Sanitizer	Green	Yellow	Yellow	↑
Surface Disinfectant	Green	Yellow	Yellow	↑

*Generally regular operations under preservation protocols;
low COVID patient census

** Increasing COVID patient census

*** Usage compared to norm: higher than
lower than



STATUS:

Green: good current supply compared to level of services; no significant shortages or limitations; normal re-supply

Yellow: average current supply; periodic or isolated shortages; re-supply issues being addressed

Red: lower than needed supply; shortage to unavailable; re-supply unlikely or subject to lengthy delay

PPE Daily Snapshot – 6/16/20

Item	Current *		Surge **	Trend ***
	Stock - Today	Re-supply		
Masks N95	Green	Yellow	Yellow	↔
Masks (Surgical/Procedural)	Green	Green	Green	↔
Eyewear	Green	Yellow	Yellow	↔
Face Shields	Green	Yellow	Yellow	↔
Gowns – Isolation	Green	Green	Yellow	↑
Gowns - Surgical	Green	Green	Yellow	↑
Gloves	Green	Yellow	Yellow	↔
Hand Soap	Green	Green	Green	↔
Hand Sanitizer	Green	Yellow	Yellow	↑
Surface Disinfectant	Green	Yellow	Yellow	↑

*Generally regular operations under preservation protocols;
low COVID patient census

** Increasing COVID patient census

*** Usage compared to norm: higher than
lower than



STATUS:

Green: good current supply compared to level of services; no significant shortages or limitations; normal re-supply

Yellow: average current supply; periodic or isolated shortages; re-supply issues being addressed

Red: lower than needed supply; shortage to unavailable; re-supply unlikely or subject to lengthy delay

PPE Daily Snapshot – 6/09/20

Item	Current *		Surge **	Trend ***
	Stock - Today	Re-supply		
Masks N95	Green	Yellow	Yellow	↔
Masks (Surgical/Procedural)	Green	Green	Green	↔
Eyewear	Green	Yellow	Yellow	↔
Face Shields	Green	Yellow	Yellow	↔
Gowns – Isolation	Red	Red	Red	↑
Gowns - Procedural	Red	Red	Red	↑
Gloves	Green	Yellow	Yellow	↔
Hand Soap	Green	Green	Green	↔
Hand Sanitizer	Green	Yellow	Yellow	↑
Surface Disinfectant	Yellow	Yellow	Red	↑

*Generally regular operations under preservation protocols;
low COVID patient census

** Increasing COVID patient census

*** Usage compared to norm: higher than
lower than



STATUS:

Green: good current supply compared to level of services; no significant shortages or limitations; normal re-supply

Yellow: average current supply; periodic or isolated shortages; re-supply issues being addressed

Red: lower than needed supply; shortage to unavailable; re-supply unlikely or subject to lengthy delay

PPE Daily Snapshot – 6/02/20

Item	Current *		Surge **	Trend ***
	Stock - Today	Re-supply		
Masks N95	Green	Yellow	Yellow	Up
Masks (Surgical/Procedural)	Green	Green	Green	Stable
Eyewear	Green	Yellow	Yellow	Stable
Face Shields	Green	Yellow	Yellow	Up
Gowns – Isolation	Red	Red	Yellow	Up
Gowns - Procedural	Red	Red	Yellow	Up
Gloves	Green	Yellow	Yellow	Stable
Hand Soap	Green	Green	Green	Down
Hand Sanitizer	Green	Yellow	Yellow	Up
Surface Disinfectant	Yellow	Red	Red	Up

*Generally regular operations under preservation protocols;
low COVID patient census

** Increasing COVID patient census

*** Usage compared to norm: higher than
lower than



STATUS:

Green: good current supply compared to level of services; no significant shortages or limitations; normal re-supply

Yellow: average current supply; periodic or isolated shortages; re-supply issues being addressed

Red: lower than needed supply; shortage to unavailable; re-supply unlikely or subject to lengthy delay

PPE Daily Snapshot – 5/27/20

Item	Current *		Surge **	Trend ***
	Stock - Today	Re-supply		
Masks N95	Green	Yellow	Yellow	↑
Masks (Surgical/Procedural)	Green	Green	Green	↔
Eyewear	Green	Yellow	Yellow	↔
Face Shields	Green	Yellow	Yellow	↑
Gowns – Isolation	Red	Red	Yellow	↑
Gowns - Procedural	Red	Red	Yellow	↑
Gloves	Green	Yellow	Yellow	↔
Hand Soap	Green	Green	Green	↓
Hand Sanitizer	Green	Yellow	Yellow	↑
Surface Disinfectant	Yellow	Red	Red	↑

*Generally regular operations under preservation protocols;
low COVID patient census

** Increasing COVID patient census

*** Usage compared to norm: higher than
lower than



STATUS:

Green: good current supply compared to level of services; no significant shortages or limitations; normal re-supply

Yellow: average current supply; periodic or isolated shortages; re-supply issues being addressed

Red: lower than needed supply; shortage to unavailable; re-supply unlikely or subject to lengthy delay

PPE Daily Snapshot – 5/20/20

Item	Current *		Surge **	Trend ***
	Stock - Today	Re-supply		
Masks N95	Green	Yellow	Yellow	↑
Masks (Surgical/Procedural)	Green	Green	Green	↔
Eyewear	Green	Yellow	Yellow	↔
Face Shields	Green	Yellow	Yellow	↑
Gowns – Isolation	Red	Red	Yellow	↑
Gowns - Procedural	Yellow	Yellow	Yellow	↑
Gloves	Green	Yellow	Yellow	↔
Hand Soap	Green	Green	Green	↓
Hand Sanitizer	Green	Yellow	Yellow	↑
Surface Disinfectant	Yellow	Red	Red	↑

*Generally regular operations under preservation protocols;
low COVID patient census

** Increasing COVID patient census

*** Usage compared to norm: higher than
lower than



STATUS:

Green: good current supply compared to level of services; no significant shortages or limitations; normal re-supply

Yellow: average current supply; periodic or isolated shortages; re-supply issues being addressed

Red: lower than needed supply; shortage to unavailable; re-supply unlikely or subject to lengthy delay

PPE Daily Snapshot – 5/13/20

Item	Current *		Surge **	Trend ***
	Stock - Today	Re-supply		
Masks N95	Green	Yellow	Yellow	Up
Masks (Surgical/Procedural)	Green	Green	Green	Stable
Eyewear	Green	Yellow	Yellow	Stable
Face Shields	Green	Yellow	Yellow	Up
Gowns – Isolation	Yellow	Yellow	Yellow	Up
Gowns - Procedural	Yellow	Yellow	Yellow	Up
Gloves	Green	Yellow	Yellow	Stable
Hand Soap	Green	Green	Green	Down
Hand Sanitizer	Green	Yellow	Yellow	Up
Surface Disinfectant	Yellow	Red	Red	Up

*Generally regular operations under preservation protocols;
low COVID patient census

** Increasing COVID patient census

*** Usage compared to norm: higher than
lower than



STATUS:

Green: good current supply compared to level of services; no significant shortages or limitations; normal re-supply

Yellow: average current supply; periodic or isolated shortages; re-supply issues being addressed

Red: lower than needed supply; shortage to unavailable; re-supply unlikely or subject to lengthy delay

PPE Daily Snapshot – 5/06/20

Item	Current *		Surge **	Trend ***
	Stock - Today	Re-supply		
Masks N95	Green	Yellow	Yellow	↑
Masks (Surgical/Procedural)	Green	Green	Green	↔
Eyewear	Green	Yellow	Yellow	↔
Face Shields	Green	Yellow	Yellow	↑
Gowns – Isolation	Yellow	Yellow	Yellow	↑
Gowns - Procedural	Yellow	Yellow	Yellow	↑
Gloves	Green	Yellow	Yellow	↔
Hand Soap	Green	Green	Green	↓
Hand Sanitizer	Green	Yellow	Yellow	↑
Surface Disinfectant	Yellow	Red	Red	↑

*Generally regular operations under preservation protocols;
low COVID patient census

** Increasing COVID patient census

*** Usage compared to norm: higher than
lower than



STATUS:

Green: good current supply compared to level of services; no significant shortages or limitations; normal re-supply

Yellow: average current supply; periodic or isolated shortages; re-supply issues being addressed

Red: lower than needed supply; shortage to unavailable; re-supply unlikely or subject to lengthy delay

PPE Daily Snapshot – 5/04/20

Item	Current *		Surge **	Trend ***
	Stock - Today	Re-supply		
Masks N95	Green	Yellow	Yellow	↔
Masks (Surgical/Procedural)	Green	Green	Green	↔
Eyewear	Green	Yellow	Yellow	↔
Face Shields	Green	Yellow	Yellow	↑
Gowns – Isolation	Green	Yellow	Yellow	↑
Gowns - Procedural	Yellow	Yellow	Yellow	↑
Gloves	Green	Yellow	Yellow	↔
Hand Soap	Green	Green	Green	↓
Hand Sanitizer	Green	Yellow	Yellow	↑
Surface Disinfectant	Yellow	Red	Red	↑

*Generally regular operations under preservation protocols;
low COVID patient census

** Increasing COVID patient census

*** Usage compared to norm: higher than
lower than



STATUS:

Green: good current supply compared to level of services; no significant shortages or limitations; normal re-supply

Yellow: average current supply; periodic or isolated shortages; re-supply issues being addressed

Red: lower than needed supply; shortage to unavailable; re-supply unlikely or subject to lengthy delay

PPE Daily Snapshot – 5/01/20

Item	Current *		Surge **	Trend ***
	Stock - Today	Re-supply		
Masks N95	Green	Yellow	Yellow	↔
Masks (Surgical/Procedural)	Green	Green	Green	↔
Eyewear	Green	Yellow	Yellow	↔
Face Shields	Green	Yellow	Yellow	↑
Gowns – Isolation	Green	Yellow	Yellow	↑
Gowns - Procedural	Yellow	Yellow	Yellow	↑
Gloves	Green	Yellow	Yellow	↔
Hand Soap	Green	Green	Green	↓
Hand Sanitizer	Green	Yellow	Yellow	↑
Surface Disinfectant	Yellow	Red	Red	↑

*Generally regular operations under preservation protocols;
low COVID patient census

** Increasing COVID patient census

*** Usage compared to norm: higher than
lower than



STATUS:

Green: good current supply compared to level of services; no significant shortages or limitations; normal re-supply

Yellow: average current supply; periodic or isolated shortages; re-supply issues being addressed

Red: lower than needed supply; shortage to unavailable; re-supply unlikely or subject to lengthy delay

PPE Daily Snapshot – 4/29/20

Item	Current *		Surge **	Trend ***
	Stock - Today	Re-supply		
Masks N95	Green	Yellow	Yellow	↔
Masks (Surgical/Procedural)	Green	Green	Green	↔
Eyewear	Green	Yellow	Yellow	↔
Face Shields	Green	Yellow	Yellow	↑
Gowns – Isolation	Green	Yellow	Yellow	↑
Gowns - Procedural	Yellow	Yellow	Yellow	↑
Gloves	Green	Yellow	Yellow	↔
Hand Soap	Green	Green	Green	↓
Hand Sanitizer	Green	Yellow	Yellow	↑
Surface Disinfectant	Yellow	Red	Red	↑

*Generally regular operations under preservation protocols;
low COVID patient census

** Increasing COVID patient census

*** Usage compared to norm: higher than
lower than



STATUS:

Green: good current supply compared to level of services; no significant shortages or limitations; normal re-supply

Yellow: average current supply; periodic or isolated shortages; re-supply issues being addressed

Red: lower than needed supply; shortage to unavailable; re-supply unlikely or subject to lengthy delay

PPE Daily Snapshot – 4/27/20

Item	Current *		Surge **	Trend ***
	Stock - Today	Re-supply		
Masks N95	Green	Yellow	Yellow	↔
Masks (Surgical/Procedural)	Green	Green	Green	↔
Eyewear	Green	Yellow	Yellow	↔
Face Shields	Green	Yellow	Yellow	↑
Gowns – Isolation	Green	Yellow	Yellow	↑
Gowns - Procedural	Yellow	Yellow	Yellow	↑
Gloves	Green	Yellow	Yellow	↔
Hand Soap	Green	Green	Green	↓
Hand Sanitizer	Green	Yellow	Yellow	↑
Surface Disinfectant	Yellow	Red	Red	↑

*Generally regular operations under preservation protocols;
low COVID patient census

** Increasing COVID patient census

*** Usage compared to norm: higher than
lower than



STATUS:

Green: good current supply compared to level of services; no significant shortages or limitations; normal re-supply

Yellow: average current supply; periodic or isolated shortages; re-supply issues being addressed

Red: lower than needed supply; shortage to unavailable; re-supply unlikely or subject to lengthy delay

PPE Daily Snapshot – 4/24/20

Item	Current *		Surge **	Trend ***
	Stock - Today	Re-supply		
Masks N95	Green	Yellow	Yellow	↔
Masks (Surgical/Procedural)	Green	Green	Green	↔
Eyewear	Green	Yellow	Yellow	↔
Face Shields	Green	Yellow	Yellow	↑
Gowns – Isolation	Green	Yellow	Yellow	↑
Gowns - Procedural	Yellow	Yellow	Yellow	↑
Gloves	Green	Yellow	Yellow	↔
Hand Soap	Green	Green	Green	↓
Hand Sanitizer	Green	Yellow	Yellow	↑
Surface Disinfectant	Yellow	Red	Red	↑

*Generally regular operations under preservation protocols;
low COVID patient census

** Increasing COVID patient census

*** Usage compared to norm: higher than
lower than



STATUS:

Green: good current supply compared to level of services; no significant shortages or limitations; normal re-supply

Yellow: average current supply; periodic or isolated shortages; re-supply issues being addressed

Red: lower than needed supply; shortage to unavailable; re-supply unlikely or subject to lengthy delay

PPE Daily Snapshot – 4/22/20

Item	Current *		Surge **	Trend ***
	Stock - Today	Re-supply		
Masks N95	Green	Yellow	Yellow	↔
Masks (Surgical/Procedural)	Green	Green	Green	↔
Eyewear	Green	Yellow	Yellow	↔
Face Shields	Green	Yellow	Yellow	↑
Gowns – Isolation	Green	Yellow	Yellow	↑
Gowns - Procedural	Yellow	Yellow	Yellow	↑
Gloves	Green	Yellow	Yellow	↔
Hand Soap	Green	Green	Green	↓
Hand Sanitizer	Green	Yellow	Yellow	↑
Surface Disinfectant	Yellow	Red	Red	↑

*Generally regular operations under preservation protocols;
low COVID patient census

** Increasing COVID patient census

*** Usage compared to norm: higher than
lower than



STATUS:

Green: good current supply compared to level of services; no significant shortages or limitations; normal re-supply

Yellow: average current supply; periodic or isolated shortages; re-supply issues being addressed

Red: lower than needed supply; shortage to unavailable; re-supply unlikely or subject to lengthy delay

PPE Daily Snapshot – 4/21/20

Item	Current *		Surge **	Trend ***
	Stock - Today	Re-supply		
Masks N95	Green	Yellow	Yellow	↔
Masks (Surgical/Procedural)	Green	Green	Green	↔
Eyewear	Green	Yellow	Yellow	↔
Face Shields	Green	Yellow	Yellow	↑
Gowns – Isolation	Green	Yellow	Yellow	↑
Gowns - Procedural	Yellow	Yellow	Yellow	↑
Gloves	Green	Yellow	Yellow	↔
Hand Soap	Green	Green	Green	↓
Hand Sanitizer	Green	Yellow	Yellow	↑
Surface Disinfectant	Yellow	Red	Red	↑

*Generally regular operations under preservation protocols;
low COVID patient census

** Increasing COVID patient census

*** Usage compared to norm: higher than
lower than



STATUS:

Green: good current supply compared to level of services; no significant shortages or limitations; normal re-supply

Yellow: average current supply; periodic or isolated shortages; re-supply issues being addressed

Red: lower than needed supply; shortage to unavailable; re-supply unlikely or subject to lengthy delay

PPE Daily Snapshot – 4/20/20

Item	Current *		Surge **	Trend ***
	Stock - Today	Re-supply		
Masks N95	Green	Yellow	Yellow	↔
Masks (Surgical/Procedural)	Green	Green	Green	↔
Eyewear	Green	Yellow	Yellow	↔
Face Shields	Green	Yellow	Yellow	↑
Gowns – Isolation	Green	Yellow	Yellow	↑
Gowns - Procedural	Yellow	Yellow	Yellow	↑
Gloves	Green	Yellow	Yellow	↔
Hand Soap	Green	Green	Green	↓
Hand Sanitizer	Green	Yellow	Yellow	↑
Surface Disinfectant	Yellow	Red	Red	↑

*Generally regular operations under preservation protocols;
low COVID patient census

** Increasing COVID patient census

*** Usage compared to norm: higher than
lower than



STATUS:

Green: good current supply compared to level of services; no significant shortages or limitations; normal re-supply

Yellow: average current supply; periodic or isolated shortages; re-supply issues being addressed

Red: lower than needed supply; shortage to unavailable; re-supply unlikely or subject to lengthy delay

PPE Daily Snapshot – 4/19/20

Item	Current *		Surge **	Trend ***
	Stock - Today	Re-supply		
Masks N95	Green	Yellow	Yellow	↔
Masks (Surgical/Procedural)	Green	Green	Green	↔
Eyewear	Green	Yellow	Yellow	↔
Face Shields	Green	Yellow	Yellow	↑
Gowns – Isolation	Green	Yellow	Yellow	↑
Gowns - Procedural	Yellow	Yellow	Yellow	↑
Gloves	Green	Yellow	Yellow	↔
Hand Soap	Green	Green	Green	↓
Hand Sanitizer	Green	Yellow	Yellow	↑
Surface Disinfectant	Yellow	Red	Red	↑

*Generally regular operations under preservation protocols;
low COVID patient census

** Increasing COVID patient census

*** Usage compared to norm: higher than
lower than



STATUS:

Green: good current supply compared to level of services; no significant shortages or limitations; normal re-supply

Yellow: average current supply; periodic or isolated shortages; re-supply issues being addressed

Red: lower than needed supply; shortage to unavailable; re-supply unlikely or subject to lengthy delay

PPE Daily Snapshot – 4/18/20

Item	Current *		Surge **	Trend ***
	Stock - Today	Re-supply		
Masks N95	Green	Yellow	Yellow	↔
Masks (Surgical/Procedural)	Green	Green	Green	↔
Eyewear	Green	Yellow	Yellow	↔
Face Shields	Green	Yellow	Yellow	↑
Gowns – Isolation	Green	Yellow	Yellow	↑
Gowns - Procedural	Yellow	Yellow	Yellow	↑
Gloves	Green	Yellow	Yellow	↔
Hand Soap	Green	Green	Green	↓
Hand Sanitizer	Green	Yellow	Yellow	↑
Surface Disinfectant	Yellow	Red	Red	↑

*Generally regular operations under preservation protocols;
low COVID patient census

** Increasing COVID patient census

*** Usage compared to norm: higher than
lower than



STATUS:

Green: good current supply compared to level of services; no significant shortages or limitations; normal re-supply

Yellow: average current supply; periodic or isolated shortages; re-supply issues being addressed

Red: lower than needed supply; shortage to unavailable; re-supply unlikely or subject to lengthy delay

PPE Daily Snapshot – 4/17/20

Item	Current *		Surge **	Trend ***
	Stock - Today	Re-supply		
Masks N95	Green	Yellow	Yellow	↔
Masks (Surgical/Procedural)	Green	Green	Green	↔
Eyewear	Green	Yellow	Yellow	↔
Face Shields	Green	Yellow	Yellow	↑
Gowns – Isolation	Green	Yellow	Yellow	↑
Gowns - Procedural	Yellow	Yellow	Yellow	↑
Gloves	Green	Yellow	Yellow	↔
Hand Soap	Green	Green	Green	↓
Hand Sanitizer	Green	Yellow	Yellow	↑
Surface Disinfectant	Yellow	Red	Red	↑

*Generally regular operations under preservation protocols;
low COVID patient census

** Increasing COVID patient census

*** Usage compared to norm: higher than
lower than



STATUS:

Green: good current supply compared to level of services; no significant shortages or limitations; normal re-supply

Yellow: average current supply; periodic or isolated shortages; re-supply issues being addressed

Red: lower than needed supply; shortage to unavailable; re-supply unlikely or subject to lengthy delay

PPE Daily Snapshot – 4/16/20

Item	Current *		Surge **	Trend ***
	Stock - Today	Re-supply		
Masks N95	Green	Yellow	Yellow	↔
Masks (Surgical/Procedural)	Green	Green	Green	↔
Eyewear	Green	Yellow	Yellow	↔
Face Shields	Green	Yellow	Yellow	↑
Gowns – Isolation	Yellow	Yellow	Yellow	↑
Gowns - Procedural	Yellow	Yellow	Yellow	↑
Gloves	Green	Yellow	Yellow	↔
Hand Soap	Green	Green	Green	↓
Hand Sanitizer	Green	Yellow	Yellow	↑
Surface Disinfectant	Yellow	Red	Red	↑

*Generally regular operations under preservation protocols;
low COVID patient census

** Increasing COVID patient census

*** Usage compared to norm: higher than
lower than



STATUS:

Green: good current supply compared to level of services; no significant shortages or limitations; normal re-supply

Yellow: average current supply; periodic or isolated shortages; re-supply issues being addressed

Red: lower than needed supply; shortage to unavailable; re-supply unlikely or subject to lengthy delay

PPE Daily Snapshot – 4/15/20

Item	Current *		Surge **	Trend ***
	Stock - Today	Re-supply		
Masks N95	Green	Yellow	Yellow	↔
Masks (Surgical/Procedural)	Green	Green	Green	↔
Eyewear	Green	Yellow	Green	↔
Face Shields	Yellow	Yellow	Red	↑
Gowns – Isolation	Green	Yellow	Yellow	↑
Gowns - Procedural	Yellow	Yellow	Yellow	↑
Gloves	Green	Yellow	Yellow	↔
Hand Soap	Green	Green	Green	↓
Hand Sanitizer	Yellow	Red	Red	↑
Surface Disinfectant	Yellow	Red	Red	↑

*Generally regular operations under preservation protocols;
low COVID patient census

** Increasing COVID patient census

*** Usage compared to norm: higher than
lower than



STATUS:

Green: good current supply compared to level of services; no significant shortages or limitations; normal re-supply

Yellow: average current supply; periodic or isolated shortages; re-supply issues being addressed

Red: lower than needed supply; shortage to unavailable; re-supply unlikely or subject to lengthy delay

PPE Daily Snapshot – 4/14/20

Item	Current *		Surge **	Trend ***
	Stock - Today	Re-supply		
Masks N95	Green	Yellow	Yellow	↔
Masks (Surgical/Procedural)	Green	Yellow	Green	↔
Eyewear	Green	Yellow	Green	↔
Face Shields	Yellow	Yellow	Red	↑
Gowns – Isolation	Green	Yellow	Yellow	↑
Gowns - Procedural	Yellow	Yellow	Yellow	↑
Gloves	Green	Yellow	Yellow	↔
Hand Soap	Green	Green	Green	↓
Hand Sanitizer	Yellow	Red	Red	↑
Surface Disinfectant	Yellow	Red	Red	↑

*Generally regular operations under preservation protocols;
low COVID patient census

** Increasing COVID patient census

*** Usage compared to norm: higher than
lower than



STATUS:

Green: good current supply compared to level of services; no significant shortages or limitations; normal re-supply

Yellow: average current supply; periodic or isolated shortages; re-supply issues being addressed

Red: lower than needed supply; shortage to unavailable; re-supply unlikely or subject to lengthy delay

PPE Daily Snapshot – 4/13/20

Item	Current *		Surge **	Trend ***
	Stock - Today	Re-supply		
Masks N95	Green	Yellow	Yellow	↔
Masks (Surgical/Procedural)	Green	Yellow	Green	↔
Eyewear	Green	Yellow	Green	↔
Face Shields	Yellow	Red	Red	↑
Gowns – Isolation	Green	Yellow	Yellow	↑
Gowns - Procedural	Yellow	Yellow	Yellow	↑
Gloves	Green	Yellow	Yellow	↔
Hand Soap	Green	Green	Green	↓
Hand Sanitizer	Yellow	Red	Red	↑
Surface Disinfectant	Yellow	Red	Red	↑

*Generally regular operations under preservation protocols;
low COVID patient census

** Increasing COVID patient census

*** Usage compared to norm: higher than
lower than



STATUS:

Green: good current supply compared to level of services; no significant shortages or limitations; normal re-supply

Yellow: average current supply; periodic or isolated shortages; re-supply issues being addressed

Red: lower than needed supply; shortage to unavailable; re-supply unlikely or subject to lengthy delay

PPE Daily Snapshot – 4/12/20

Item	Current *		Surge **	Trend ***
	Stock - Today	Re-supply		
Masks N95	Green	Yellow	Yellow	↔
Masks (Surgical/Procedural)	Green	Yellow	Green	↔
Eyewear	Green	Yellow	Green	↔
Face Shields	Yellow	Red	Red	↑
Gowns – Isolation	Green	Yellow	Yellow	↑
Gowns - Procedural	Yellow	Yellow	Yellow	↑
Gloves	Green	Yellow	Yellow	↔
Hand Soap	Green	Green	Green	↓
Hand Sanitizer	Yellow	Red	Red	↑
Surface Disinfectant	Yellow	Red	Red	↑

*Generally regular operations under preservation protocols;
low COVID patient census

** Increasing COVID patient census

*** Usage compared to norm: higher than
lower than



STATUS:

Green: good current supply compared to level of services; no significant shortages or limitations; normal re-supply

Yellow: average current supply; periodic or isolated shortages; re-supply issues being addressed

Red: lower than needed supply; shortage to unavailable; re-supply unlikely or subject to lengthy delay

PPE Daily Snapshot – 4/11/20

Item	Current *		Surge **	Trend ***
	Stock - Today	Re-supply		
Masks N95	Green	Yellow	Yellow	↔
Masks (Surgical/Procedural)	Green	Yellow	Green	↔
Eyewear	Green	Yellow	Green	↔
Face Shields	Yellow	Red	Red	↑
Gowns – Isolation	Green	Yellow	Yellow	↑
Gowns - Procedural	Yellow	Yellow	Yellow	↑
Gloves	Green	Yellow	Yellow	↔
Hand Soap	Green	Green	Green	↓
Hand Sanitizer	Yellow	Red	Red	↑
Surface Disinfectant	Yellow	Red	Red	↑

*Generally regular operations under preservation protocols;
low COVID patient census

** Increasing COVID patient census

*** Usage compared to norm: higher than
lower than



STATUS:

Green: good current supply compared to level of services; no significant shortages or limitations; normal re-supply

Yellow: average current supply; periodic or isolated shortages; re-supply issues being addressed

Red: lower than needed supply; shortage to unavailable; re-supply unlikely or subject to lengthy delay

PPE Daily Snapshot – 4/10/20

Item	Current *		Surge **	Trend ***
	Stock - Today	Re-supply		
Masks N95	Green	Yellow	Yellow	↔
Masks (Surgical/Procedural)	Green	Yellow	Green	↔
Eyewear	Green	Yellow	Green	↔
Face Shields	Yellow	Red	Red	↑
Gowns – Isolation	Green	Yellow	Yellow	↑
Gowns - Procedural	Yellow	Yellow	Yellow	↑
Gloves	Green	Yellow	Yellow	↔
Hand Soap	Green	Green	Green	↓
Hand Sanitizer	Yellow	Red	Red	↑
Surface Disinfectant	Yellow	Red	Red	↑

*Generally regular operations under preservation protocols;
low COVID patient census

** Increasing COVID patient census

*** Usage compared to norm: higher than
lower than



STATUS:

Green: good current supply compared to level of services; no significant shortages or limitations; normal re-supply

Yellow: average current supply; periodic or isolated shortages; re-supply issues being addressed

Red: lower than needed supply; shortage to unavailable; re-supply unlikely or subject to lengthy delay

PPE Daily Snapshot – 4/9/20

Item	Current *		Surge **	Trend ***
	Stock - Today	Re-supply		
Masks N95	Green	Yellow	Yellow	↔
Masks (Surgical/Procedural)	Green	Green	Green	↔
Eyewear	Green	Green	Green	↔
Face Shields	Yellow	Red	Red	↑
Gowns – Isolation	Green	Yellow	Yellow	↑
Gowns - Procedural	Yellow	Yellow	Yellow	↑
Gloves	Green	Yellow	Yellow	↔
Hand Soap	Green	Green	Green	↓
Hand Sanitizer	Yellow →	Red	Red	↑
Surface Disinfectant	Yellow →	Red	Red	↑

*Generally regular operations under preservation protocols;
low COVID patient census

** Increasing COVID patient census

*** Usage compared to norm: higher than
lower than



STATUS:

Green: good current supply compared to level of services; no significant shortages or limitations; normal re-supply

Yellow: average current supply; periodic or isolated shortages; re-supply issues being addressed

Red: lower than needed supply; shortage to unavailable; re-supply unlikely or subject to lengthy delay

PPE Daily Snapshot – 4/8/20

Item	Current *		Surge **	Trend ***
	Stock - Today	Re-supply		
Masks N95	Green	Yellow → Red	Yellow	↔
Masks (Surgical/Procedural)	Green	Green	Green	↔
Eyewear	Green	Green	Green	↔
Face Shields	Yellow	Red	Red	↑
Gowns – Isolation	Green	Yellow	Yellow	↑
Gowns - Procedural	Yellow	Yellow	Yellow	↑
Gloves	Green	Yellow	Yellow	↔
Hand Soap	Green	Green	Green	↓
Hand Sanitizer	Yellow → Red	Red	Red	↑
Surface Disinfectant	Yellow → Red	Red	Red	↑

*Generally regular operations under preservation protocols;
low COVID patient census

** Increasing COVID patient census

*** Usage compared to norm: higher than
lower than



STATUS:

Green: good current supply compared to level of services; no significant shortages or limitations; normal re-supply

Yellow: average current supply; periodic or isolated shortages; re-supply issues being addressed

Red: lower than needed supply; shortage to unavailable; re-supply unlikely or subject to lengthy delay

PPE Daily Snapshot – 4/7/20

Item	Current *		Surge **	Trend ***
	Stock - Today	Re-supply		
Masks N95	Green	Red → Yellow	Yellow	↔
Masks (Surgical/Procedural)	Green	Green	Green	↔
Eyewear	Green	Green	Green	↔
Face Shields	Yellow	Red	Red	↑
Gowns – Isolation	Green	Yellow	Yellow	↑
Gowns - Procedural	Yellow	Yellow	Yellow	↑
Gloves	Green	Yellow	Yellow	↔
Hand Soap	Green	Green	Green	↓
Hand Sanitizer	Yellow → Red	Red	Red	↑
Surface Disinfectant	Yellow → Red	Red	Red	↑

*Generally regular operations under preservation protocols;
low COVID patient census

** Increasing COVID patient census

*** Usage compared to norm: higher than
lower than



STATUS:

Green: good current supply compared to level of services; no significant shortages or limitations; normal re-supply

Yellow: average current supply; periodic or isolated shortages; re-supply issues being addressed

Red: lower than needed supply; shortage to unavailable; re-supply unlikely or subject to lengthy delay